



Oracle Financial Services Software Limited
Annual Report
2013-2014

From the Chairman's desk

It is my pleasure to report the results for the financial year ended March 31, 2014. In the year under review, on a consolidated basis, our net profit increased by 26 percent to ₹ 13,593 million. Our focus on enabling financial institutions achieve operational efficiency and excel in their business through our differentiated products and services remains our core theme. Our strategy has been centered on consolidating our position in markets where we are already present and expanding our addressable market by launching relevant offerings.

We added new functionality and features to our products. Newer releases and modules of Oracle FLEXCUBE and Oracle Financial Services Analytical applications have helped us expand our addressable market and gain competitive edge. We launched Oracle Financial Services Lending and Leasing Version 14.0, which automates and unifies the auto financing lifecycle – from origination to servicing through to collections – and gives financial institutions the agility to quickly capitalize on new opportunities. A leading US auto finance company, which is a customer of this product, boosted operational efficiency, brought down loan origination and servicing costs, improved the effectiveness of collections, and reduced revenue leakage.

This financial year, Oracle FLEXCUBE crossed the 500 customer mark with deployments in 131 countries. Leading banks and financial institutions, including central banks around the world, have deployed Oracle FLEXCUBE for their operations. The product's capability has also consistently won acclaim. Global analyst firm, Ovum, has positioned Oracle FLEXCUBE Direct Banking, as a market leader in the Ovum Decision Matrix: Selecting a Next Generation Banking Digital Channel Platform. Oracle was also named the fraud and financial crime software provider of the year in the Operational Risk and Regulation Awards for 2014.

During the financial year, we signed several marquee deals with top tier banks. A leading Indonesian Bank with assets over US\$ 55B, operating in 6 overseas locations, selected Oracle FLEXCUBE for its international operations, replacing a competitor solution. A prominent US financial institution with operations in 50+ countries selected Oracle's Financial Services Analytical Applications to unify its risk, finance and treasury functions. Another Global Bank headquartered in North America with over US\$ 1Tr in assets licensed Oracle Financial Services Customer Insight for its banking operations. Yet another global financial services firm with assets of US\$2+ trillion and operations in 60+ countries selected Oracle Financial Services Anti-Money Laundering to consolidate its monitoring and reporting globally. A leading financial institution in Denmark selected Oracle FLEXCUBE for its new business initiative, to be delivered from an Oracle-managed Cloud Services facility in Europe. Empowering financial inclusion is an important element of our strategy, an emerging financial sector company in Mexico focused on consumer loans for individuals and groups in segments of the population with low income, selected Oracle FLEXCUBE for its operations.

Our solutions have enabled our customers to grow their business in award-winning ways, which is an endorsement of our work with them. Ecobank and Raiffeisen Banks were recognized with the Global Finance Magazine's awards for their technology deployments. Several of our clients won the World Finance Award. These include Baiduri Bank Berhad - Brunei, Banco Popular - Colombia, Banco de Bogota - Colombia, Credit Agricole SA - France, HDFC Bank - India, and Kanbawza Bank, Myanmar. Our risk management technology deployment at Bank Mandri won the best Enterprise Risk Management Awards - Implementation at the Asian Banker IT Awards. We won the Platinum Award, the highest, at the inaugural Asian Banker Vendor Satisfaction Survey, conducted by the Asian Banker. Banks in the Asia Pacific and Middle East regions were surveyed by the prestigious Asian publication.

On behalf of the Board of Directors and the Management of Oracle Financial Services Software, I would like to thank you for your support over the financial year. I look forward to your continued patronage to help us achieve our mission of being the most preferred technology partner of banks across the world.

Regards,

S Venkatachalam

Chairman

Oracle Financial Services Software Limited

This page has been intentionally left blank.

Contents

Financials at a Glance	4
Corporate Information	6
Directors' Report	9
Corporate Governance Report	17
Management's Discussion and Analysis	34
Consolidated Financials	47
Unconsolidated Financials	81
Notice of Annual General Meeting	123
Attendance Slip	135
Proxy Form	137

Annual General Meeting

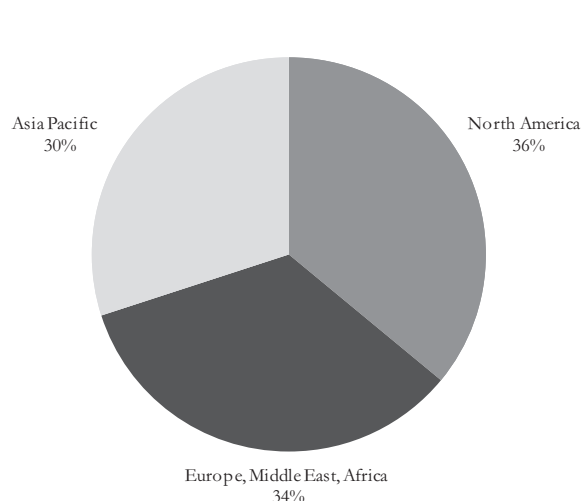
Day and Date	:	Friday, September 12, 2014
Time	:	2.30 p.m.
Venue	:	The Westin Mumbai Garden City International Business Park Oberoi Garden City, Goregaon (East) Mumbai 400063

Financials at a glance

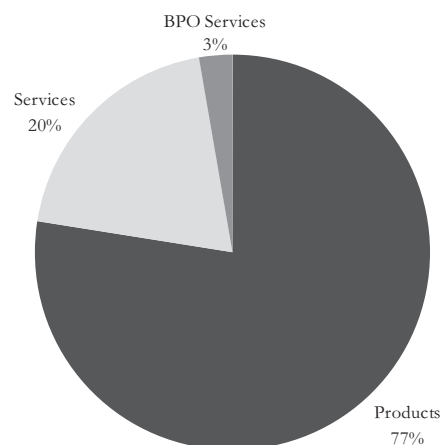
Key performance indicators 2013-2014

As per Indian GAAP Consolidated results

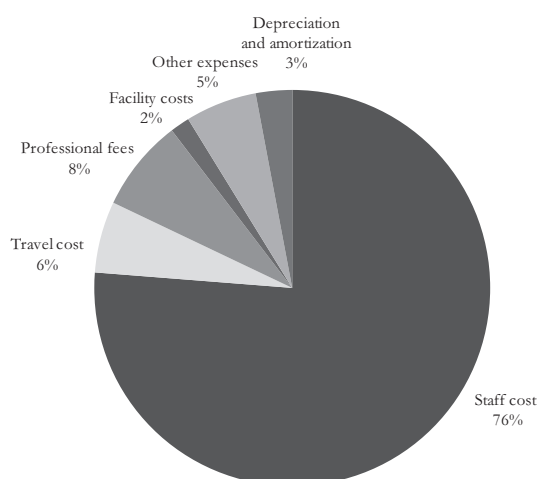
Fiscal year 2013-2014 break up in terms of operating revenue by region, operating revenue by portfolio and expense by category



Operating revenue by region



Operating revenue by portfolio



Expense by category

(Amounts in ₹ million except EPS & Book Value)

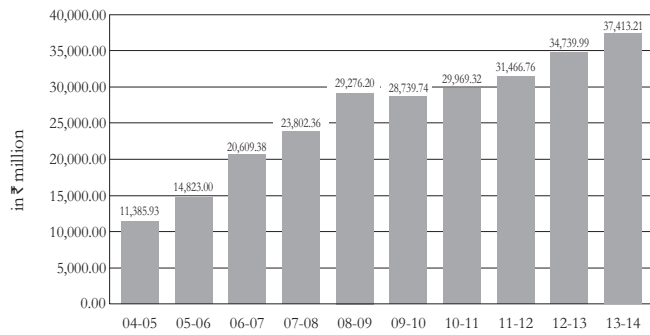
Our 10 years in the industry

	2004-05	2005-06	2006-07	2007-08	2008-09	2009-10	2010-11	2011-12	2012-13	2013-14
Operating Revenue	11,385.93	14,823.00	20,609.38	23,802.36	29,276.20	28,739.74	29,969.32	31,466.76	34,739.99	37,413.21
Interest and Other Income (expense)	259.28	290.54	367.28	631.16	1,763.89	(858.03)	1,668.26	4,217.49	4,595.44	6,736.48
Total Revenue	11,645.21	15,113.54	20,976.66	24,433.52	31,040.09	27,881.71	31,637.58	35,684.25	39,335.43	44,149.69
Total Expenses	8,693.82	12,176.60	16,837.91	19,835.95	22,839.30	18,947.38	19,157.57	21,515.23	23,203.42	24,136.08
EBT	2,951.39	2,936.94	4,138.75	4,597.57	8,200.79	8,934.33	12,480.01	14,169.02	16,132.01	20,013.61
Tax	627.06	560.41	415.95	441.68	835.36	1,197.69	1,370.12	5,076.29	5,380.58	6,420.42
EAT	2,324.33	2,376.53	3,722.80	4,155.89	7,365.43	7,736.64	11,109.89	9,092.73	10,751.43	13,593.19
EPS	27.62	28.24	44.24	49.39	87.53	91.95	132.03	108.06	127.77	161.55
Book Value	136.12	163.97	280.69	330.03	416.53	509.79	642.43	750.78	880.21	1,043.04

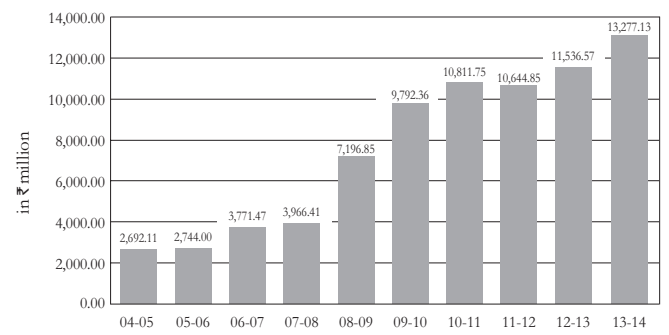
Note: All EPS and Book Values are computed based on the current equity capital base of 84,144,134 shares as on March 31, 2014.

Key metrics 2004-2014

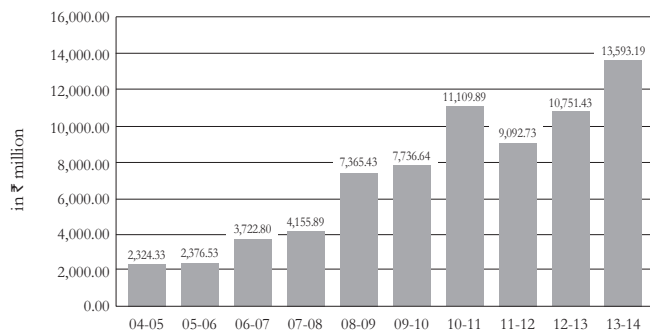
Operating revenue



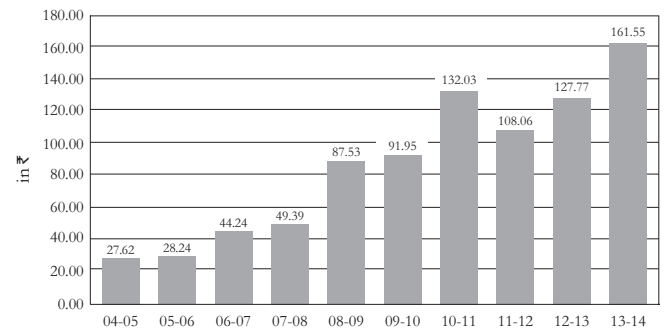
Operating income



Net income

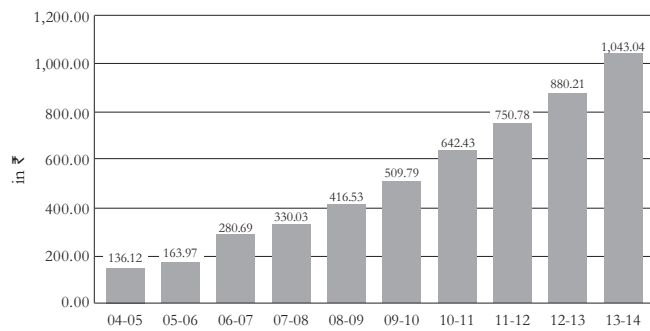


Earnings per share



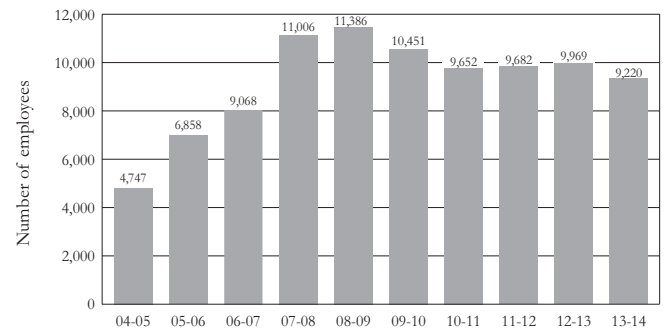
Earnings per share is computed on the equity capital base of 84,144,134 shares as on March 31, 2014.

Book value

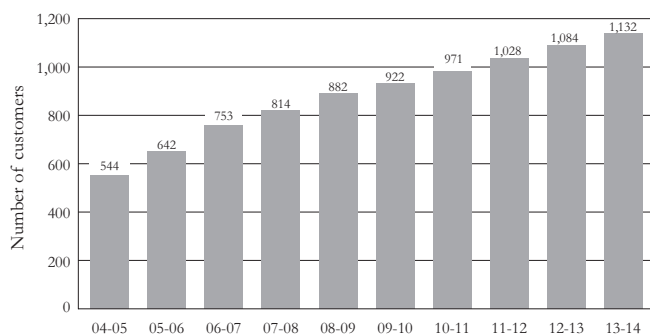


Book Value is computed on the equity capital base of 84,144,134 shares as on March 31, 2014.

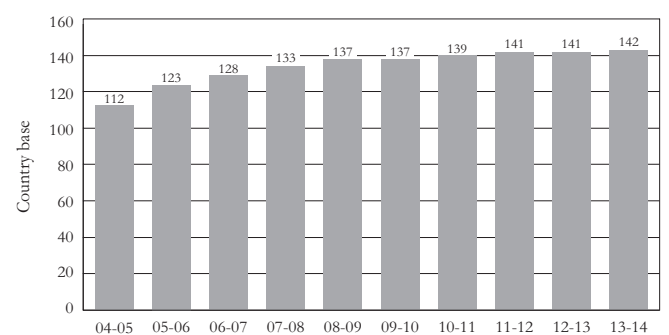
Number of employees including subsidiaries



Customers serviced



... in countries



Corporate information

Oracle Financial Services Software Limited

Board of Directors

S Venkatachalam, Chairman

Chaitanya Kamat, Managing Director & CEO

Derek H Williams

Harinderjit Singh

Richard Jackson

Robert K Weiler

Samantha Wellington

William Corey West

Y M Kale

Management Team

Abhik Ray

Arvind Gulhati

Atul Kumar Gupta

Bindu Venkatesh

Bhaskar Jayaraman

Dinesh V Shetty

Edwin Niranjana Moses

George Thomas

H S Teji

Jambu Natarajan P V

Karthick R Prasad

Kishore Kapoor

Laura Balachandran

Mahesh Kandavar Rao

Manmath Kulkarni

Meenakshy Iyer

Mini Muralidhar

Nikos Goutsoulas

Parmeet Sooin

Rajaram N Vadapandeshwara

Rajendra Potdar

Rajesh Makhija

Ravikumar M

Ravikumar V

S Bhargava

Sanjay Bajaj

Sanjay V Deshpande

Sanjeet Prakash Rao

Sivaramakrishnan G

Surendra Shukla

Suresh Kumar Pinglay

Venkata Subramanian

Venkatesh Srinivasan

Vijay Alexander

Vikram Gupta

Vinayak L Hampihallikar

Chief Financial Officer

Makarand Padalkar

Chief Accounting Officer

Avadhut (Vinay) Ketkar

Auditors

S. R. Batliboi & Associates LLP

Bankers

Bank of India

Canara Bank

Central Bank of Libya

Citibank, N.A.

Deutsche Bank AG

HDFC Bank Ltd.

HSBC Bank

Kotak Mahindra Bank Ltd.

J P Morgan Chase

Syndicate Bank

Yes Bank Ltd.

Registrars & Transfer Agents

Link Intime India Private Limited

C-13 Pannalal Silk Mills Compound

L.B.S. Marg, Bhandup (West)

Mumbai 400078

Registered Office

Oracle Financial Services Software Limited
Oracle Park
Off Western Express Highway
Goregaon (East)
Mumbai 400063 Maharashtra, India

Offices

Nirlon Compound
Off Western Express Highway
Goregaon (East)
Mumbai 400063 Maharashtra, India

Oracle Park
Ambrosia
Pune 411021 Maharashtra, India

C/o Embassy Business Park
C.V. Raman Nagar
Bangalore 560093 Karnataka, India

Gopalan Enterprises (I) Pvt. Ltd., (SEZ)
Global Axis, Unit 1 & 2
Plot # 152, EPIP Zone
Whitefield
Bangalore 560066 Karnataka, India

Green I-Tech, # 5
Muthiah Mudali Street
Off Cathedral Road
Chennai 600086 Tamil Nadu, India

18 Krasnopresnenskaya nab.
Block C, 9th floor
Moscow 123317, Russia

3rd Floor-Right Wing
Building # 6, Dubai Internet City
Dubai, UAE

Subsidiary Offices – India

Oracle (OFSS) ASP Private Limited
Oracle Park
Off Western Express Highway
Goregaon (East)
Mumbai 400063 Maharashtra, India

Oracle (OFSS) Processing Services Limited
Oracle Park
Off Western Express Highway
Goregaon (East)
Mumbai 400063 Maharashtra, India

Offices

SDF-1, Unit 12
SEEPZ - SEZ
Andheri (East)
Mumbai 400096 Maharashtra, India

Embassy Business Park
C.V. Raman Nagar
Bangalore 560093 Karnataka, India

Subsidiary Offices – Asia Pacific

Oracle Financial Services Software (Shanghai) Limited
Unit 806, Henderson Metropolitan Building
155, Tianjin Road
Shanghai, PRC, China 20000

Oracle Financial Services Software Pte. Ltd.
27, International Business Park
#02-01 iQUEST@IBP Building
Singapore 609924

Offices

21st Floor, Office Park Tower C
No-5, Jing Hua Nan Jie
Chaoyang District
Beijing 100020, China

Akasaka Center Building 13F
1-3-13 Moto Akasaka, Minato-ku
Tokyo 107-0051, Japan

Levels 16, ASEM Tower
159-1 Samsung-dong, Kangnam-ku
Seoul 135-798, South Korea

Level 4, 4 Julius Avenue
North Ryde
Sydney, NSW 2113, Australia

Oracle Financial Services Consulting Pte. Ltd.
(Subsidiary of Oracle Financial Services Software Pte. Ltd.)
27, International Business Park
#04-05 iQUEST@IBP Building
Singapore 609924

Subsidiary Office – Europe

Oracle Financial Services Software B.V.
Claude Debussylaan 32
14th floor, Vinoly Building
1082 MD Amsterdam, The Netherlands

Offices

Mainzer Landstrasse 49a
60329 Frankfurt am Main, Germany

Level 29, 40 Bank Street
Canary Wharf
London E14 5NR, UK

Suite 22
Portes de la Defense
15, Boulevard Charles de Gaulle
92700 Colombes, France

Molyneux House
Bride Street, Dublin 8
Ireland

Oracle Financial Services Software SA
(Subsidiary of Oracle Financial Services Software B.V.)
14nr Paradeisou Str. & 1nr Patroklou Str. 15125
Marousi, Athens, Greece

Subsidiary Offices – North America

Oracle Financial Services Software America, Inc.
Oracle Financial Services Software, Inc. & Mantas Inc.
399 Thorn all Street, 6th Floor
Edison, NJ 08837 USA

Offices

8000 Norman Center Drive, Suite 700
Bloomington, MN 55437 USA

1910 Oracle Way, 3rd Floor
Reston, VA 20190 USA

6505 Blue Lagoon Drive, Suite #400
Miami, FL 33126 USA

Burlington, 2nd Floor
45 Netword Drive, Burlington
Massachusetts (MA), 01803

Subsidiary Offices – South America

Oracle Financial Services Software Chile Limited
Avenida del Valle 537 - 3rd Floor
Ciudad Empresarial
Huechuraba
Santiago, Chile, CP 8580678

Subsidiary Office – Mauritius

ISP Internet (Mauritius) Company
C/o Cim Global Business
Rogers House
5 President John Kennedy Street
Port Louis, Mauritius

Offices

Oracle (OFSS) BPO Services Inc.
(Subsidiary of ISP Internet (Mauritius) Company)
17901 Von Karman Avenue Suite # 800
Irvine, CA 92614 USA

Oracle (OFSS) BPO Services Limited
(Subsidiary of ISP Internet (Mauritius) Company)
DLF Infinity Tower A, 3rd Floor
DLF Cyber City, Phase II
Gurgaon 122002 Haryana, India