



Autoline Industries Limited

12th Annual Report : 2007-2008

www.reportjunction.com

COVER PAGE- CONCEPT

The Cover of 12th Annual Report was developed by “**Nirmita**” a newly formed Industrial and Automotive design studio at Autoline Design center in Pune.

The cover page graphics symbolizes the dynamism of your Company in the market place and the traction that it is receiving to its ongoing evolution of service offering to its customer base. The inspiration has been taken from **Snail** which has golden proportion. The design emphasizes Autoline's core business focus on automotive industry depicted here by the **spinning wheel**.

The whirling vortex depicts consolidation of different disciplines like Styling / Innovation / Engineering / Mockup / Manufacturing which are core area of expertise that are being seamlessly integrated to provide complete service solution to your Customers.

The sparks on the roads depict how this enhanced integration of service is proving to be rewarding to bottom line by providing increased traction for your Company in this competitive market environment.

The Direction of the **Spin** and the **Spark** also illustrates how your Company is accelerating into the future.

The open ended funnel of the Vortex depicts organizational vision to continue to be innovation driven and explore other areas of opportunities in future that can expand to offer greater values to its customers.

CORPORATE OFFICE, CHAKAN - UNIT 2



CHAIRMAN EMERITUS	Mr. Vilas V. Lande	
BOARD OF DIRECTORS		
CHAIRMAN	Mr. Gopal G. Patwardhan	Executive
MANAGING DIRECTOR	Mr. Shivaji T. Akhade	
JT. MANAGING DIRECTOR	Mr. M. Radhakrishnan	
WHOLETIME DIRECTOR	Mr. Sudhir V. Mungase	
DIRECTORS	CA. Vijay K. Thanawala	Independent and Non-Executive Directors
	Mr. Prakash B. Nimbalkar	
	Prof. Abraham Koshy	
	Mr. Ajit B. Karnik	
	Cmde. N. Ravindranathan IN (Retd)	
	Mr. J. Stanton Dodson	Non-Executive
	Mr. Rakesh Jhunjunwala (w.e.f. 27.6.08)	
	Mr. Amit Goela (Alternate to Mr. Rakesh Jhunjunwala w.e.f. 27.6.08)	
COMPANY SECRETARY	Mr. Ashutosh B. Kulkarni	
AUDITORS	Gujar Rawat Sheth & Associates Chartered Accountants, Pune	
INTERNAL AUDITORS	Ernst and Young Private Ltd, Pune.	
REGISTERED OFFICE	T-135,MIDC, Bhosari, Pune: 411 026	
BANKERS	1 Citi Bank N.A. - Kumar Builders, Camp Branch, Pune: 411 001	
	2 Kotak Mahindra Bank Limited - M-4, Virwani Plaza, 11, East Street, Pune. 411 001	
	3. DBS Bank Limited - Fort Lane 221, Dr. D.N. Road, Fort, Mumbai- 400 001	
	4. Barclays Bank PLC - 801/808, Ceejay House, Shivsagar Estate, Dr. A. Beasant Road, Worli, Mumbai- 400 018	
	5. Bank of Baroda - Specialised SSI Branch, Pimpri, Pune: 411 018	
	6. HDFC Bank Ltd- Bhandarkar Road, Pune 411 004	
REGISTRARS & SHARE TRANSFER AGENTS	Intime Spectrum Registry Limited Block 202,2nd Floor, Akshya Complex, Off Dhole Patil Road, Pune- 411 001	

FINANCIAL HIGHLIGHTS FOR LAST FIVE YEARS (STANDALONE)

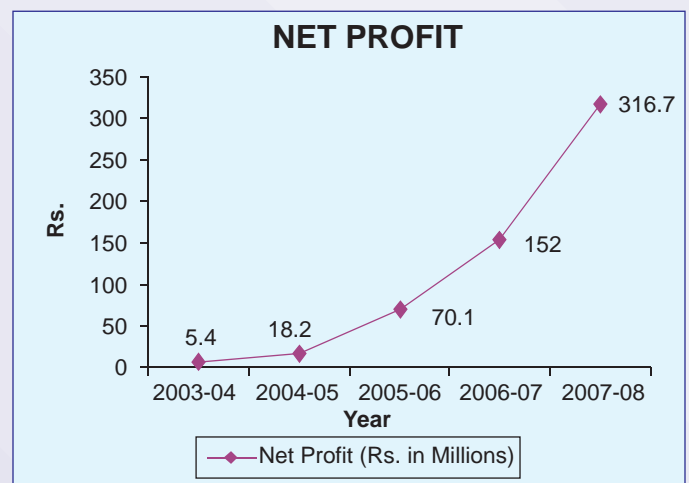
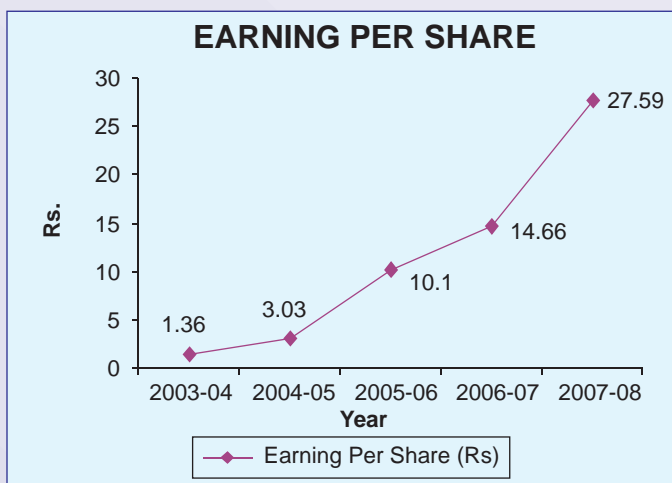
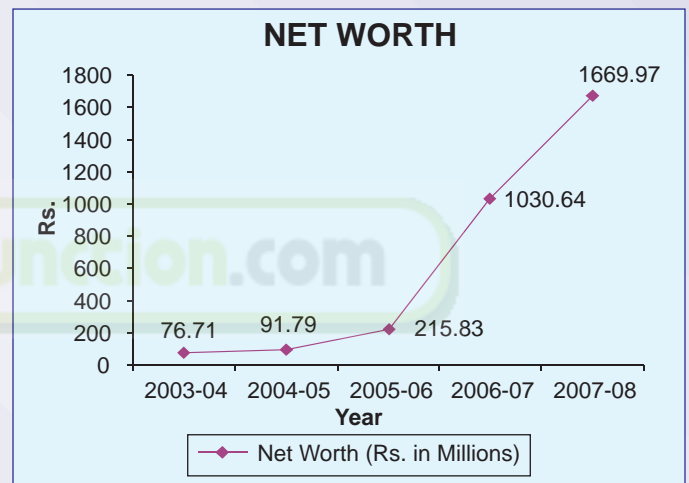
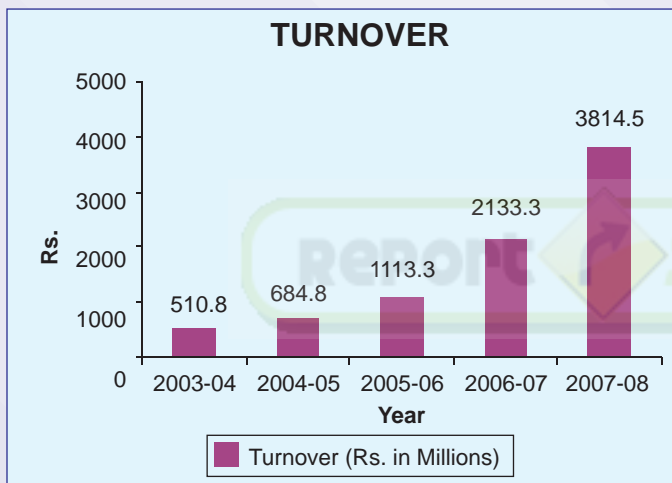
(Rs. in Million)

PARTICULARS	2007-08	2006-07	2005-06	2004-05	2003-04
Net Fixed Assets	1,567.02	877.48	527.28	309.06	214.91
Investment	606.02	58.05	26.54	6.21	6.21
Net Current Assets	421.27	459.54	85.72	74.84	59.11
Miscellaneous Expenditure	-	-	0.65	0.97	1.29
TOTAL ASSETS (NET)	2,594.31	1,395.07	640.19	391.08	281.52
Share Capital	109.55	103.67	81.06	71.75	51.66
Reserves	1,302.00	903.45	134.77	20.04	25.05
Secured Loan	769.55	288.56	312.79	216.91	178.21
Unsecured Loan	376.60	86.60	111.57	82.38	26.60
Deferred Tax Liability (Net)	36.61	12.79	-	-	-
TOTAL FUND EMPLOYED	2,594.31	1,395.07	640.19	391.08	281.52
INCOME					
Sales (Net)	3,022.90	2,100.32	1,113.26	684.82	510.81
Less: Excise Duty	356.63	264.95	146.20	90.82	67.36
	2,666.27	1,835.37	967.05	594.00	443.46
Other Income	11.62	1.50	0.96	1.10	1.09
Increase/ Decrease of Finished Goods	(12.02)	2.27	6.10	19.51	31.09
TOTAL INCOME	2,665.87	1,839.15	974.12	614.61	475.64
EXPENDITURE					
Raw Material/ Consumables and Others	1,748.60	1,214.38	616.08	461.03	372.74
Other Manufacturing Cost	393.84	292.65	167.80	57.63	39.33
Employment Cost	77.83	30.84	21.12	23.30	15.87
Administrative and Selling Cost & Others	57.47	45.03	53.12	21.56	16.05
Preliminary & Miscellaneous Expenses	-	0.65	0.31	0.32	0.31
Written off					
Interest	45.26	22.11	17.58	16.22	15.50
Depreciation	43.22	28.45	21.06	14.74	9.90
PROFIT BEFORE TAX	299.65	205.05	77.04	19.80	5.93
TAX					
Income Tax	33.80	41.40	6.50	1.60	0.50
FBT	0.72	0.51	0.42	-	-
Deferred Tax Liability	20.78	12.79	-	-	-
PROFIT AFTER TAX	244.35	150.35	70.13	18.20	5.43
Balance Brought Forward	144.37	67.83	16.51	-	-
Add:- Dividend Equalisation Fund Transferred	-	-	-	0.48	-
APPROPRIATIONS					
PROPOSED & DECLARED DIVIDENDS (including Dividend Distribution Tax)	71.40	53.81	13.31	2.27	-
AMT,. TRANSFERRED TO GENERAL RESERVE	25.00	20.00	5.50	-	-
BALANCE CARRIED TO BALANCE SHEET	292.33	144.37	67.83	16.42	5.43

VISION STATEMENT

“To be an innovation driven, Global Leader in the Design, Engineering and Manufacturing of Automotive Mechanical Systems.”

CONSISTENT GROWTH OVER THE LAST FIVE YEARS (CONSOLIDATED)



VALUE CHAIN



CUSTOMERS



CHAKAN - UNIT 1




Report  Junction.com

CHAKAN - UNIT 2



COMMERCIAL TOOLROOM OVERVIEW - CHAKAN - UNIT 2



Report  junction.com
CNC MACHINES IN TOOL ROOM - CHAKAN - UNIT 2



HEAVY DUTY ROBOTIC PRESS LINES - CHAKAN - UNIT 2



Report  Junction.com

WELD SHOP CHAKAN - UNIT 2



ASSEMBLY LINE - CHAKAN - UNIT 2



Report  junction.com

ASSEMBLY LINE - CHAKAN - UNIT 2

