

41st ANNUAL REPORT

HEALTHY INVESTMENTS LIMITED

2022-23

BOARD OF DIRECTORS AND KEY MANAGERIAL PERSONNEL:

Sri Prasad Reddy Kasu	- Independent Director
Sri Kameswara Sharma Chavali	- Independent Director
Sri Krishna Babu Cherukuri	- Director
Smt Rukmini Devi Satuluri	- Director and CEO
Sri Murali Damodar Kanuri	- CFO
Smt. Swati Ajmera	- Company Secretary

AUDITORS:

M/s. Narasimha Rao & Associates
Chartered Accountants
Akshara, 6-3-609/89
Khairatabad,
Hyderabad

REGISTRARS & SHARE TRANSFER AGENTS

Venture Capital and Corporate Investments Private Limited,
5th Floor, 2, Plot No.57, Aurum, Jayabheri Enclave,
Gachibowli, Hyderabad, Telangana 500032

REGISTERED OFFICE:

805, 8th Floor, Maker Chamber V,
Nariman Point,
Mumbai – 400 021

ADMINISTRATIVE OFFICE:

1C, First Floor, Uma Enclave,
Road No. 9, Banjara Hills,
Hyderabad – 500 034

HEALTHY INVESTMENTS LIMITED

CIN: L65990MH1981PLC025678

Regd. Off: Flat No. 805, 8th Floor, Maker Chambers V,
Nariman Point, Mumbai – 400024

Contact: 040-23356000 Email: officebanjara@gmail.com

NOTICE

NOTICE is hereby given that **41st Annual General Meeting of Healthy Investments Limited** will be held on Wednesday, the 20th day of September 2023 at 11.00 a.m. at the registered office of the Company at 805, 8th Floor, Makers Chambers V, Nariman Point, Mumbai -400 021 to transact the following business:

ORDINARY BUSINESS:

1. To receive, consider and adopt the Balance Sheet of the Company as at 31st March 2023, the Statement of Profit and Loss, Cash Flow Statement for the year ended on that date and the Reports of the Directors and Auditors thereon.
2. To appoint a Director in place of Smt. Rukmini Devi Satuluri (DIN: 09547719) who retires by rotation and being eligible, offers herself for reappointment.

Regd. Office:
805, 8th Floor, Maker Chamber V,
Nariman Point, Mumbai – 400 021.

BY ORDER OF THE BOARD

Date: August 14, 2023

Krishna Babu Cherukuri
Director
DIN: 00993286

NOTES:

1. A MEMBER ENTITLED TO ATTEND AND VOTE AT THE AGM MAY APPOINT A PROXY TO ATTEND AND VOTE INSTEAD OF HIMSELF/HERSELF AND THE PROXY NEED NOT BE A MEMBER OF THE COMPANY. The instrument appointing the proxy should be deposited at the Registered Office of the Company not less than 48 (forty-eight) hours before commencement of the AGM. A Proxy form is annexed to the Annual Report. Proxies submitted on behalf of limited companies, societies, etc., must be supported by an appropriate resolution/authority, as applicable. Pursuant to the provisions of Section 105 of the Companies Act, 2013, a person can act as a proxy on behalf of members not exceeding 50 (fifty) in number and holding in the aggregate not more than 10 (ten) percent of the total share capital of the Company carrying voting rights. A member holding more than 10 (ten) percent of the total share capital carrying voting rights may appoint single person as a proxy and such person shall not act as proxy for any other member. A Proxyholder shall prove his identity at the time of attending the Meeting. Corporate members intending to send their authorized representatives to attend the AGM pursuant to Section 113 of the Companies Act, 2013, are requested to send to the Company, a certified copy of relevant Board Resolution together with the respective specimen signature(s) of those representative(s) authorized under the said resolution to attend and vote on their behalf at the AGM.
2. An Explanatory Statement pursuant to Section 102 (1) of the Companies Act, 2013, in respect of business to be transacted at the Annual General Meeting (AGM), as set out under Item No(s). 3 and 4 above and the relevant details of the Director seeking re – appointment under Item No(s). 2 above as required by 36(3) of the Securities and Exchange Board of India (Listing Obligations and Disclosure Requirement) Regulations, 2015 (hereinafter referred to as “Listing Regulations”) and as required under Secretarial Standards – 2 on General Meetings issued by the Institute of Company Secretaries of India is annexed thereto.
3. Members are requested to notify change of address, if any, to the company’s registered office at Mumbai or to corporate office at 1C, 1st Floor, Uma Enclave, Road No.9, Banjara Hills, Hyderabad – 500 034.
4. Corporate members intending to send their authorized representatives to attend the Meeting are requested to send to the Company a certified true copy of the Board Resolution authorizing their representative to attend and vote on their behalf at the Meeting.
5. The Register of members and share transfer books of the Company will be closed from 14.09.2023 to 20.09.2023 (both days inclusive).
6. Members are requested to bring their attendance slip along with their copy of Annual Report to the Meeting.
7. The Securities and Exchange Board of India (SEBI) has mandated the submission of Permanent Account Number (PAN) by every participant in securities market. Members holding shares in electronic form are, therefore, requested to submit the PAN to their Depository Participants with whom they are maintaining their demat accounts. Members holding shares in physical form can submit their PAN details to the Company. SEBI

vide its circular SEBI/HO/MIRSD/DOP1/CIR/P/2018/73 dated April 20, 2018 requires Companies to take special efforts through their RTAs to collect copy of PAN, and bank account details of all securities holders holding securities in physical form. The necessary compliances in this regard as to sending letters to shareholders for collecting details are in progress.

8. SEBI vide its Circular No. SEBI/LAD-NRO/GN/2018/24 dated 8th June 2018, amended Regulation 40 of Listing Regulations pursuant to which from 1st April 2019, onwards securities can be transferred only in dematerialized form. However, it is clarified that, members can continue holding shares in physical form. Transfer of securities in demat form will facilitate convenience and ensure safety of transactions for investors. Members holding shares in physical form are requested to convert their holding(s) to dematerialized form to eliminate all risks associated with physical shares. SEBI vide Press Release dated 27th March 2019 has clarified that the share transfer deed(s) once lodged prior to the deadline of 31st March 2019 and returned due to deficiency in documents submitted, may be re-lodged for transfer.
9. In terms of Circular No.17/2011, dated 21.04.2011 and Circular No.18/2011, dated 29.04.2011 issued by the Ministry of Corporate Affairs, under Green initiative in the Corporate Governance all the members are requested to intimate their e-mail address to the Company's Registrar and Transfer Agents whose e-mail id is info@vccilindia.com mentioning the Company's name i.e., Healthy Investments Limited, so as to enable the company to send the Annual Report and Accounts, Notices and other documents through Electronic Mode to their e-mail address.

Notices/documents including the Annual Report are now being sent by electronic mode to the shareholders whose e-mail address has been registered with the Company. Members who would like to receive such notices/documents in electronic mode in lieu of physical copy and who have not registered their e-mail addresses so far or who would like to update their e-mail addresses already registered, are requested to register/update their e-mail addresses: -

- with respect of electronic shareholding - through their respective Depository Participants.
- with respect of physical shareholding - by sending a request to the Company's Share Transfer Agent at M/s Venture Capital and Corporate Investments Private Limited (VCCIL) No.12-10-167, Bharat Nagar, Moosapet, Hyderabad -500018, Telephone Nos.040-23818475,23818476, mentioning therein the Company's name i.e., Healthy Investments Limited, their folio number and e-mail address.

The Annual Report 2022-23 as circulated to the members of the Company is also available on the website of the Company **www.healthyinvestments.co.in**

10. Voting for transaction of Business:

A. The business as set out in the Notice may be transacted and that:

- (a) The Company is providing facility for voting by electronic means in compliance with the provisions of Section 108 of the Act, read with Rule 20 of the Companies (Management and Administration) Rules, 2014 as amended from time to time and Regulation 44 of the Listing Regulations and Secretarial Standard on General Meetings (SS2) issued by the Institute of Company Secretaries of India.
- (b) The Facility for voting, either through electronic voting system or ballot or polling paper shall also be made available at the meeting and members attending the meeting who have not already cast their vote may exercise their vote through ballot paper.
- (c) The Members who have cast their vote by remote e-voting shall not be entitled to cast their vote again. The procedure and instructions for members for voting electronically are as under:

The voting period begins at 10.00 A.M. on 17th September 2023 and ends at 5:00 P.M. on 19th September 2023. During this period shareholders of the Company, holding shares either in physical form or in dematerialized form, as on the cut-off date of 13th September 2023 may cast their vote electronically. The e-voting module shall be disabled by NSDL for voting thereafter. Instructions and information relating to e-voting are as follows:

How do I vote electronically using NSDL e-Voting system?





The way to vote electronically on NSDL e-Voting system consists of “Two Steps” which are mentioned below:

Step 1: Access to NSDL e-Voting system**A) Login method for e-Voting for Individual shareholders holding securities in demat mode**

In terms of SEBI circular dated December 9, 2020 on e-Voting facility provided by Listed Companies, Individual shareholders holding securities in demat mode are allowed to vote through their demat account maintained with Depositories and Depository Participants. Shareholders are advised to update their mobile number and email Id in their demat accounts in order to access e-Voting facility.

Login method for Individual shareholders holding securities in demat mode is given below:

Type of shareholders	Login Method
Individual Shareholders holding securities in demat mode with NSDL.	1. Existing IDeAS user can visit the e-Services website of NSDL Viz. https://eservices.nsdl.com either on a Personal Computer or on a mobile. On the e-Services home page click on the “ Beneficial Owner ” icon under “ Login ” which is available under ‘ IDeAS ’ section, this will prompt you to enter your existing User ID and Password. After successful authentication, you will be able to see e-Voting services under Value added services. Click on “ Access to e-Voting ” under e-Voting services and you will be able to

	<p>see e-Voting page. Click on company name or e-Voting service provider i.e. NSDL and you will be re-directed to e-Voting website of NSDL for casting your vote during the remote e-Voting period & voting during the meeting.</p> <ol style="list-style-type: none"> If you are not registered for IDeAS e-Services, option to register is available at https://eservices.nsdl.com. Select “Register Online for IDeAS Portal” or click at https://eservices.nsdl.com/SecureWeb/IdeasDirectReg.jsp Visit the e-Voting website of NSDL. Open web browser by typing the following URL: https://www.evoting.nsdl.com/ either on a Personal Computer or on a mobile. Once the home page of e-Voting system is launched, click on the icon “Login” which is available under ‘Shareholder/Member’ section. A new screen will open. You will have to enter your User ID (i.e. your sixteen digit demat account number hold with NSDL), Password/OTP and a Verification Code as shown on the screen. After successful authentication, you will be redirected to NSDL Depository site wherein you can see e-Voting page. Click on company name or e-Voting service provider i.e. NSDL and you will be redirected to e-Voting website of NSDL for casting your vote during the remote e-Voting period & voting during the meeting. Shareholders/Members can also download NSDL Mobile App “NSDL Speede” facility by scanning the QR code mentioned below for seamless voting experience. <div style="text-align: center;"> <p>NSDL Mobile App is available on</p> <div style="display: flex; justify-content: space-around; align-items: center;"> <div style="text-align: center;">  <p>App Store</p>  </div> <div style="text-align: center;">  <p>Google Play</p>  </div> </div> </div>
Individual Shareholders holding securities in demat mode with CDSL	<ol style="list-style-type: none"> Existing users who have opted for Easi / Easiest, they can login through their user id and password. Option will be made available to reach e-Voting page without any further authentication. The URL for users to login to Easi / Easiest are https://web.cdslindia.com/myeasi/home/login or www.cdslindia.com and click on New System Myeasi. After successful login of Easi/Easiest the user will be also able to see the E Voting Menu. The Menu will have links

	<p>of e-Voting service provider i.e. NSDL. Click on NSDL to cast your vote.</p> <p>3. If the user is not registered for Easi/Easiest, option to register is available at https://web.cdslindia.com/myeasi/Registration/EasiRegistration</p> <p>4. Alternatively, the user can directly access e-Voting page by providing demat Account Number and PAN No. from a link in www.cdslindia.com home page. The system will authenticate the user by sending OTP on registered Mobile & Email as recorded in the demat Account. After successful authentication, user will be provided links for the respective ESP i.e. NSDL where the e-Voting is in progress.</p>
Individual Shareholders (holding securities in demat mode) login through their depository participants	You can also login using the login credentials of your demat account through your Depository Participant registered with NSDL/CDSL for e-Voting facility. upon logging in, you will be able to see e-Voting option. Click on e-Voting option, you will be redirected to NSDL/CDSL Depository site after successful authentication, wherein you can see e-Voting feature. Click on company name or e-Voting service provider i.e. NSDL and you will be redirected to e-Voting website of NSDL for casting your vote during the remote e-Voting period & voting during the meeting.

Important note: Members who are unable to retrieve User ID/ Password are advised to use Forget User ID and Forget Password option available at abovementioned website.

Helpdesk for Individual Shareholders holding securities in demat mode for any technical issues related to login through Depository i.e. NSDL and CDSL.

Login type	Helpdesk details
Individual Shareholders holding securities in demat mode with NSDL	Members facing any technical issue in login can contact NSDL helpdesk by sending a request at evoting@nsdl.co.in or call at toll free no.: 1800 1020 990 and 1800 22 44 30
Individual Shareholders holding securities in demat mode with CDSL	Members facing any technical issue in login can contact CDSL helpdesk by sending a request at helpdesk.evoting@cdslindia.com or contact at 022-23058738 or 022-23058542-43

B) Login Method for e-Voting for shareholders other than Individual shareholders holding securities in demat mode and shareholders holding securities in physical mode.

How to Log-in to NSDL e-Voting website?

1. Visit the e-Voting website of NSDL. Open web browser by typing the following URL: <https://www.evoting.nsdl.com/> either on a Personal Computer or on a mobile.
2. Once the home page of e-Voting system is launched, click on the icon “Login” which is available under ‘Shareholder/Member’ section.
3. A new screen will open. You will have to enter your User ID, your Password/OTP and a Verification Code as shown on the screen.
Alternatively, if you are registered for NSDL eservices i.e. IDEAS, you can log-in at <https://eservices.nsdl.com/> with your existing IDEAS login. Once you log-in to NSDL eservices after using your log-in credentials, click on e-Voting and you can proceed to Step 2 i.e. Cast your vote electronically.
4. Your User ID details are given below :

Manner of holding shares i.e. Demat (NSDL or CDSL) or Physical	Your User ID is:
a) For Members who hold shares in demat account with NSDL.	8 Character DP ID followed by 8 Digit Client ID For example if your DP ID is IN300*** and Client ID is 12***** then your user ID is IN300***12*****.
b) For Members who hold shares in demat account with CDSL.	16 Digit Beneficiary ID For example if your Beneficiary ID is 12***** then your user ID is 12*****
c) For Members holding shares in Physical Form.	EVEN Number followed by Folio Number registered with the company For example if folio number is 001*** and EVEN is 101456 then user ID is 101456001***

5. Password details for shareholders other than Individual shareholders are given below:
 - a) If you are already registered for e-Voting, then you can use your existing password to login and cast your vote.
 - b) If you are using NSDL e-Voting system for the first time, you will need to retrieve the ‘initial password’ which was communicated to you. Once you retrieve your ‘initial password’, you need to enter the ‘initial password’ and the system will force you to change your password.
 - c) How to retrieve your ‘initial password’?
 - (i) If your email ID is registered in your demat account or with the company, your ‘initial password’ is communicated to you on your email ID. Trace the email sent to you from NSDL from your mailbox. Open the email and open the attachment i.e. a .pdf file. Open the .pdf file. The password to open the .pdf file is your 8 digit client ID for NSDL account, last 8 digits of client ID for CDSL account or folio number for

- shares held in physical form. The .pdf file contains your 'User ID' and your 'initial password'.
- (ii) If your email ID is not registered, please follow steps mentioned below in **process for those shareholders whose email ids are not registered.**

6. If you are unable to retrieve or have not received the "Initial password" or have forgotten your password:
 - a) Click on "**Forgot User Details/Password?**"(If you are holding shares in your demat account with NSDL or CDSL) option available on www.evoting.nsdl.com.
 - b) **Physical User Reset Password?**" (If you are holding shares in physical mode) option available on www.evoting.nsdl.com.
 - c) If you are still unable to get the password by aforesaid two options, you can send a request at evoting@nsdl.co.in mentioning your demat account number/folio number, your PAN, your name and your registered address etc.
 - d) Members can also use the OTP (One Time Password) based login for casting the votes on the e-Voting system of NSDL.
7. After entering your password, tick on Agree to "Terms and Conditions" by selecting on the check box.
8. Now, you will have to click on "Login" button.
9. After you click on the "Login" button, Home page of e-Voting will open.

Step 2: Cast your vote electronically on NSDL e-Voting system.

How to cast your vote electronically on NSDL e-Voting system?

1. After successful login at Step 1, you will be able to see all the companies "EVEN" in which you are holding shares and whose voting cycle and General Meeting is in active status.
2. Select "EVEN" of company for which you wish to cast your vote during the remote e-Voting period and casting your vote during the General Meeting".
3. Now you are ready for e-Voting as the Voting page opens.
4. Cast your vote by selecting appropriate options i.e. assent or dissent, verify/modify the number of shares for which you wish to cast your vote and click on "Submit" and also "Confirm" when prompted.
5. Upon confirmation, the message "Vote cast successfully" will be displayed.
6. You can also take the printout of the votes cast by you by clicking on the print option on the confirmation page.
7. Once you confirm your vote on the resolution, you will not be allowed to modify your vote.