



KINGFA KINGFA SCIENCE & TECHNOLOGY (INDIA) LIMITED

2022 - 2023 ANNUAL REPORT

Board of Directors

Mr. Bo Jingen, *Managing Director*
 Mr. Wu Xiaohui, *Non-Executive Non-Independent Director*
 Mr. N.Subramanian, *Independent Director*
 Mr. Dilip Dinkar Kulkarni, *Independent Director*
 Ms. Nilima Ramrao Shinde, *Independent Director*
 Mr. D.Balaji, *Executive Director*

Chief Financial Officer

Mr. Chen Xiaoqiong (w.e.f. 10.11.2022)
 [Mr. Xie Dongming (till 10.11.2022)]

Company Secretary

Mr. Nirnoy Sur

Registered Office

Dhun Building, III Floor,
 827, Anna Salai, Chennai - 600 002
 Telephone: + 91 - 44 - 28521736
 Fax : + 91 - 44 - 28520420
 E-Mail : cs@kingfaindia.com
 Website : www.kingfaindia.com
 CIN : L25209TN1983PLC010438

Works

Plot No : F 5/5, Chakan Industrial Area, Phase-2, MIDC,
 Village - Vasuli – Shinde, Tal Khed, Pune – 410 501
 RS No. 38/1, Sedarapet Industrial Area, Sedarapet, Puducherry - 605 111
 Plot No - 406, Sector - 8, IMT Manesar, Gurgaon - 122 050, Haryana

Statutory Auditors

M/s. P G Bhagwat LLP
 Chartered Accountants,
 Suite 102, 'Orchard'
 Dr. Pai Marg, Baner, Pune - 411 045
 Phone : +91 - 020 - 27290771, 27291772 / 3
 E-Mail : pgb@pgbhagwatca.com

Cost Auditor

Mr. K. Suryanarayanan
 Cost Accountant
 Flat A, Brindhavan Apartments,
 No.1, Poes Road, 4th Street,
 Teynampet, Chennai - 600 018.
 Phone : +91 - 44 - 24328836
 E-Mail : cwasuri@gmail.com

Secretarial Auditor

Ms. Shaswati Vaishnav
 Practicing Company Secretary
 Vaishnav Associates
 B 308, Madhukunj Apartments,
 8th Lane, Koregaon Park,
 Opp. Mad House Grill, Pune - 411 001.
 Phone : +91 - 8983453453
 E-Mail : shaswati.vaishnav@gmail.com

Bankers

The Hongkong and Shanghai Banking Corporation Limited
 State Bank of India
 Industrial and Commercial Bank of China Limited
 ICICI Bank Limited

Registrar & Share Transfer Agent

M/s. Integrated Registry Management Services Private Limited
 2nd Floor, Kences Towers,
 No.1, Ramakrishna Street,
 North Usman Road,
 T. Nagar, Chennai - 600 017.
 Telephone : +91 - 44 - 28140801 - 03
 Fax : +91 - 44 - 28142479
 E-Mail : yuvraj@integratedindia.in

Contents**Page Nos**

Financial Highlights	- 2
Performance Metrics	- 3
Directors' Report	- 15
Corporate Governance Report	- 50
M D & A Report	- 67
Independent Auditor's Report	- 75
Balance Sheet	- 86
Statement of Profit and Loss	- 88
Statement of Cash Flow	- 89

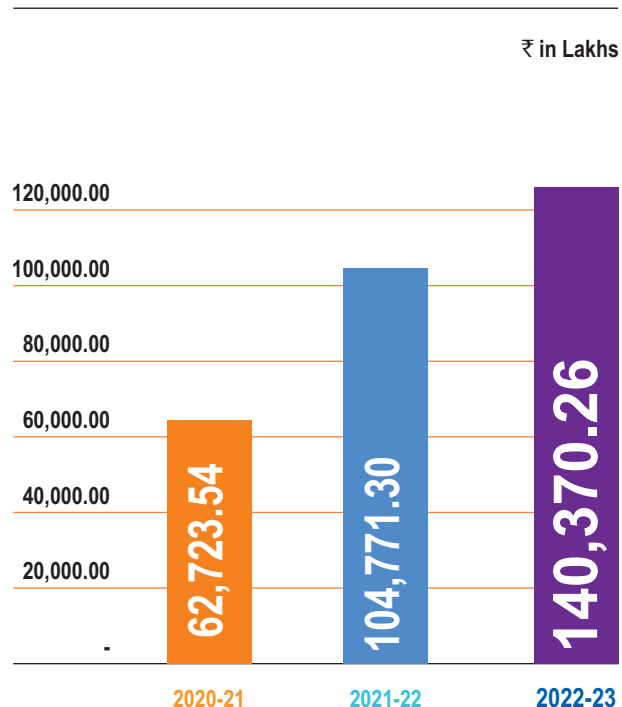
FIVE - YEAR FINANCIAL DATA

(₹ in Millions)

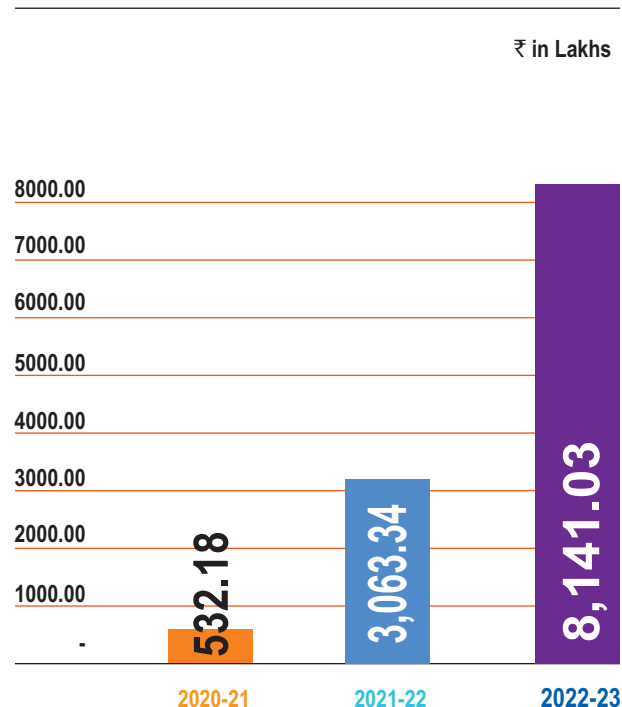
For the Year	2022-23	2021-22	2020-21	2019-20	2018-19
Sales: Domestic	12,927.679	10,191.021	6,011.610	7,361.740	6,980.709
Exports	1,109.347	286.109	260.744	53.263	34.536
Operating Profit (PBIDT)	1,298.763	591.627	258.048	456.695	393.039
Finance Cost	61.424	48.537	31.624	33.693	20.724
Depreciation & Amortisation Expenses	141.415	129.650	107.917	89.562	80.080
Tax expenses - Current	297.000	114.900	46.278	102.590	109.000
- Deferred	(15.179)	(7.794)	19.011	(15.315)	(7.315)
Profit/(Loss) After Tax	814.103	306.334	53.218	246.165	190.551
As at the end of the year					
Share Capital	121.105	121.105	121.105	121.105	121.105
Reserves & Surplus	4,538.820	3,724.772	3,418.651	3,364.790	3,123.820
Loan Funds	0.450	169.200	244.200	182.046	166.461
Gross Block	2,096.489	1,969.546	1,865.937	1,541.865	1,236.509
Net Current Assets	1,985.519	1,413.659	1,276.706	1,345.209	1,661.312
Measures of Investment					
Return on Capital Employed (%)	22.80%	10.77%	3.97%	10.01%	9.06%
Return on Equity (%)	19.14%	8.30%	1.50%	7.06%	5.87%
Earnings per Share (Rs.)	67.22	25.29	4.39	20.33	15.73
Dividend Cover (Times)	-	-	-	-	-
Dividend (%)	-	-	-	-	-
Book Value of an equity share	384.785	317.567	292.289	287.842	257.944
Of Performance					
- Profitability (%)					
Profit/(Loss) before Tax (%)	7.81%	3.95%	1.89%	4.50%	4.17%
Profit/(Loss) after Tax (%)	5.80%	2.92%	0.85%	3.32%	2.72%
- Capital Turnover (times)	3.01	2.61	1.66	2.02	2.03
- Stock Turnover (times)	4.06	4.27	4.39	6.67	5.46
- Working Capital Turnover (times)	7.07	7.41	4.91	5.51	4.22
Of Financial Status					
- Debt-Equity Ratio (times)	0.09	0.12	0.07	0.05	0.05
- Current Ratio	1.37	1.30	1.47	1.65	1.81
- Fixed Assets to Shareholders' Funds (times)	0.26	0.33	0.36	0.31	0.55

PERFORMANCE METRICS

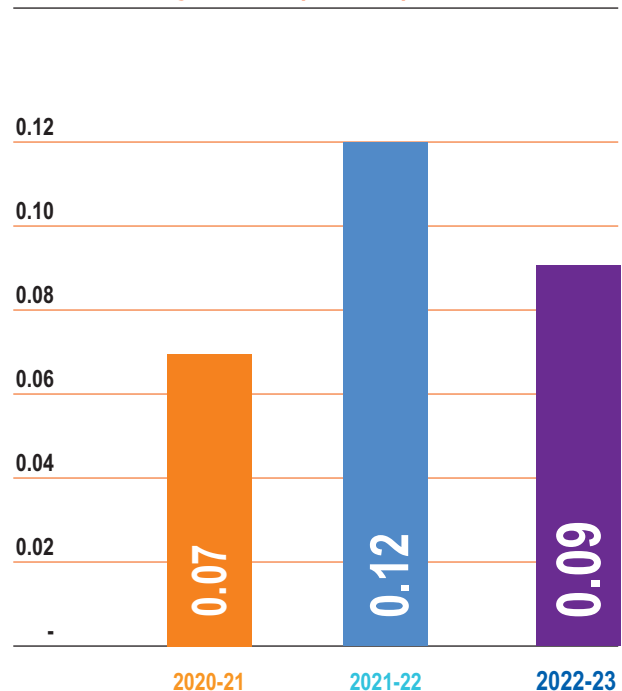
Revenue



PAT



Debt-Equity Ratio (Times)




Return on Capital Employed (%)





Glimpses of the State of the art laboratory at Kingfa India plant, Chakan, Pune

In the previous year's annual report, the stress on why a compounder should have the ability to analyze various other products, input materials and myriad other chemicals that can make the difference to the formulated product. This photoshoot throws light on what kind of facilities Kingfa (India) has to check the properties of polymeric materials, its composition and for product development.

Characterisation Lab :







Thermal Lab:




Performance Evaluation Lab:



Mechanical Lab:



Mechanical Lab (contd...):



Awards & Recognition 2022-23

