


LKP SECURITIES LIMITED
Standalone Balance Sheet as at 31st March, 2016


(Amount in Rupees)

Particulars		Note No.	As at 31 March 2016	As at 31 March 2015
1		2	3	4
I.	EQUITY AND LIABILITIES			
1	Shareholders' funds			
(a)	Share Capital	B1	342,482,000	342,482,000
(b)	Reserves and Surplus	B2	(48,102,837)	(33,788,956)
2	Non-current liabilities			
(a)	Other Long Term Liabilities	B3	22,935,018	19,363,480
(b)	Long Term Provisions	B4	9,394,002	7,673,836
3	Current liabilities			
(a)	Short Term Borrowings	B5	747,281,237	579,857,579
(b)	Trade Payables		495,368,723	419,389,893
(c)	Other Current Liabilities	B6	8,824,512	8,947,325
	TOTAL		1,578,182,655	1,343,925,157
II.	ASSETS			
	Non-current assets			
1	(a) Fixed Assets			
(i)	Tangible assets	B7	32,339,860	40,881,764
(ii)	Intangible assets	B7	17,774,101	18,163,064
(b)	Non Current Investments	B8	19,015,944	20,095,394
(c)	Deferred Tax Assets (Net)		37,361,484	38,734,254
(d)	Long Term Loans and Advances	B9	71,160,983	71,512,561
(e)	Other Non Current Assets	B10	20,088,827	18,045,532
2	Current assets			
(b)	Inventories	B10A	7,402,012	-
(c)	Trade Receivables	B11	1,062,455,566	834,306,742
(d)	Cash and Cash Equivalents	B12	201,381,155	215,513,129
(e)	Short Term Loans and Advances	B13	100,181,209	79,300,623
(f)	Other Current Assets	B14	9,021,514	7,372,094
	TOTAL		1,578,182,655	1,343,925,157

The accompanying notes are an integral part of the financial statements.

As per our report of even date
For Ford Rhodes Parks & Co.LLP
Chartered Accountants
Firm registration number : 102860W/W100089


A.D. Shenoy
Partner
Membership No.11549



Place : Mumbai
Date : 2nd May 2016

For and on behalf of the board of directors of
LKP Securities Limited

Wholetime Director:  P. M. Doshi

Director:  D. K. Waghela



LKP SECURITIES LIMITED
Standalone Statement of Profit and loss for the period ended 31st March,2016
(Amount in Rupees)

Particulars		Refer Note No.	As at 31 March 2016	As at 31 March 2015
I.	Revenue from Operations	B15	563,717,215	578,949,242
II.	Other Income	B16	19,662,964	15,649,823
III.	Total Revenue (I + II)		583,380,178	594,599,065
IV.	Expenses:			
	Employee Benefits Expense	B17	270,184,393	271,820,446
	Finance Costs	B18	34,569,664	24,810,512
	Depreciation and amortization expense		13,593,539	34,757,028
	Other Expenses	B19	276,556,749	272,652,671
	Total expenses		594,904,345	604,040,657
V.	Profit/ (Loss) before exceptional and extraordinary items and tax (III-IV)		(11,524,167)	(9,441,592)
VI.	Exceptional items		-	-
VII.	Profit/ (Loss) before extraordinary items and tax (V - VI)		(11,524,167)	(9,441,592)
VIII.	Extraordinary Items		-	-
IX.	Profit/ (Loss) before tax (VII- VIII)		(11,524,167)	(9,441,592)
X	Tax expense:			
	(1) Short/Execess Provisions		1,416,944	-
	(2) Deferred tax		1,372,770	(10,995,946)
XI	Profit /(Loss) for the period from continuing operations (IX-X)		(14,313,881)	1,554,354
XII	Profit/ (Loss) for the period		(14,313,881)	1,554,354
XIII	Earnings per equity share:			
	(1) Basic		-0.55	0.06
	(2) Diluted		-0.55	0.06

The accompanying notes are an integral part of the financial statements.

As per our report of even date

For Ford Rhodes Parks & Co.LLP

Chartered Accountants

Firm registration number : 102860W/W100089


A.D.Shenoy

Partner

Membership No.11549

Place : Mumbai

Date : 2nd May 2016


For and on behalf of the board of directors of
LKP Securities Limited

Director: P. M. Doshi

Director: D. K. Waghela



B1 Share Capital

Particulars	As at 31 March 2016		As at 31 March 2015	
	Number	Rs.	Number	Rs.
Authorised				
9% Redemable Preference Shares of Rs. 100/- each	2,900,000	290,000,000	2,900,000	290,000,000
Equity Shares of Rs. 2/- each	30,000,000	60,000,000	30,000,000	60,000,000
Issued, Subscribed & Paid up				
9% Redemable Preference Shares of Rs. 100/- each	2,900,000	290,000,000	2,900,000	290,000,000
Equity Shares of Rs. 2/- each	26,241,000	52,482,000	26,241,000	52,482,000
(LKP Finance Ltd holds 99.815% of equity & 100% of preference capital)				
Total	29,141,000	342,482,000	29,141,000	342,482,000

Particulars	Equity Shares		Preference Shares	
	Number	Rs.	Number	Rs.
Shares outstanding at the beginning of the year	26,241,000	52,482,000	2,900,000	290,000,000
Shares Issued during the year	-	-	-	-
Shares bought back during the year	-	-	-	-
Shares outstanding at the end of the year	26,241,000	52,482,000	2,900,000	290,000,000



B2 Reserves and Surplus

<u>Particulars</u>	As at 31 March 2016	As at 31 March 2015
	Rs.	Rs.
a. Surplus		
Opening balance	(33,788,956)	(35,343,309)
(+) Net Profit/(Net Loss) For the current year	(14,313,881)	1,554,354
(+) Transfer from Reserves	-	-
(-) Proposed Dividends	-	-
(-) Interim Dividends	-	-
(-) Transfer to Reserves	-	-
Closing Balance	(48,102,837)	(33,788,956)
Total	(48,102,837)	(33,788,956)




B3 Other Long Term Liabilities

<u>Particulars</u>	As at 31 March 2016	As at 31 March 2015
	Rs.	Rs.
(a) Others Security Deposit from Sub Broker	22,935,018	19,363,480
Total	22,935,018	19,363,480



B4 Long Term Provisions

<u>Particulars</u>	As at 31 March 2016	As at 31 March 2015
	Rs.	Rs.
(a) Provision for employee benefits Gratuity	9,394,002	7,673,836
Total	9,394,002	7,673,836



B5 Short Term Borrowings

<u>Particulars</u>	As at 31 March 2016	As at 31 March 2015
	Rs.	Rs.
<u>Secured</u>		
(a) Loans repayable on demand		
from banks	499,673,562	499,823,741
(Secured By hypothecation of Debtors and pledge of FDRs & Personal Guarantee of a Director, Rate of Interest is in the range of 12% to 14% P.A)		
 (b) Other loans and advances		
Vehicle Loan	-	94,996
(Secured By hypothecation of Vehicles)		
IL&FS	247,607,675	79,938,842
(Secured By hypothecation of Pledge of Securities, Rate of Interest is 13.50% P.A as at the year end)		
(of the above, Rs. ____ is guaranteed by Directors and / or others)		
Total	747,281,237	579,857,579



B6 Other Current Liabilities

<u>Particulars</u>	As at 31 March 2016	As at 31 March 2015
	Rs.	Rs.
(a) Other payables		
Statutory Dues	8,824,512	8,947,325
Total	8,824,512	8,947,325



B7 Fixed Assets

	Particulars	Gross Block				Accumulated Depreciation				Net Block	
		Balance as at 1 April 2015	Additions	Disposals	Balance As at 31 March 2016	Balance as at 1 April 2015	Depreciation charge for the year	On disposals	Balance As at 31 March 2016	Balance As at 31 March 2015	
		Rs.	Rs.	Rs.	Rs.	Rs.	Rs.	Rs.	Rs.	Rs.	Rs.
a	Tangible Assets										
	Furniture and Fixtures	39,209,739	48,487	-	39,258,226	33,810,580	1,173,757	-	34,984,337	4,273,889	5,399,159
	Computers	67,216,766	691,098	-	67,907,864	55,225,500	4,728,897	-	59,954,397	7,953,467	11,991,266
	Electrical Fittings	1,403,583	28,190	-	1,431,773	1,084,126	134,154	-	1,218,280	213,493	319,457
	Leasehold Improvement	9,756,782	655,529	-	10,412,310	5,078,408	667,640	-	5,746,048	4,666,263	4,678,374
	Leasehold Improvement (HO)	8,227,025	-	-	8,227,025	2,843,449	1,096,976	-	3,940,425	4,286,600	5,383,576
	Vehicles	17,408,391	-	-	17,408,391	12,661,991	931,817	-	13,593,808	3,814,583	4,746,400
b	Office equipment	67,259,709	521,868	-	67,781,577	58,896,177	1,753,835	-	60,650,012	7,131,565	8,363,532
	Total	210,481,995	1,945,172	-	212,427,167	169,600,231	10,487,076	-	180,087,307	32,339,860	40,881,764
	Intangible Assets										
	Goodwill	17,125,795	-	-	17,125,795	2,854,300	1,712,579	-	4,566,879	12,558,916	14,271,495
	Computer software	43,127,893	2,717,500	-	45,845,393	39,236,323	1,393,885	-	40,630,208	5,215,184	3,891,569
	Total	60,253,688	2,717,500	-	62,971,188	42,090,623	3,106,464	-	45,197,087	17,774,101	18,163,064



B8 Non Current Investments

	Particulars	As at 31 March 2016	As at 31 March 2015
		Rs.	Rs.
A	Trade Investments (Refer A below)		
	(a) Investment Properties		
	(b) Investment in Equity instruments	19,015,944	20,095,394
	(c) Investments in preference shares		
	(d) Investments in Government or Trust securities		
	(e) Investments in debentures or bonds		
	(f) Investments in Mutual Funds	-	-
	(g) Investments in partnership firms*		
	(h) Other non-current investments (specify nature)		
	Total	19,015,944	20,095,394

Particulars	2016	2015
	Rs.	Rs.
Aggregate amount of quoted investments (Market value of Rs.68,48,171/- (Previous Year Rs.60,84,066/-)	14,476,266	15,555,717
Aggregate amount of unquoted investments (Previous Year Rs.45,39,877/-)	4,539,677	4,539,677

