



NAVA BHARAT




BEYOND BOUNDARIES


NAVA BHARAT VENTURES LIMITED

Annual Report 2018-19

Between the Covers



About us	2
Management Discussion and Analysis	10
Report on Corporate Social Responsibility	26
Directors' Report	36
Report on Corporate Governance	81
Standalone Financial Statements	99
Form AOC-1	160
Consolidated Financial Statements	161
Notice	234



Corporate Information

BOARD OF DIRECTORS

WHOLE-TIME DIRECTORS

Mr. D. ASHOK, Chairman
Mr. P. TRIVIKRAMA PRASAD, Managing Director
Mr. ASHWIN DEVINENI, Chief Executive Officer (w.e.f May 29, 2019)*
Mr. GRK PRASAD, Executive Director
Mr. CV DURGA PRASAD, Director (Business Development)

INDEPENDENT DIRECTORS

Mr. K. BALARAMA REDDY (upto March 31, 2019)
Dr. ERC SHEKAR (upto March 31, 2019)
Dr. MVG RAO (upto March 31, 2019)
Dr. D. NAGESWARA RAO
Dr. CV MADHAVI
Mr. K. DURGA PRASAD (w.e.f August 6, 2018)
Mr. GP KUNDARGI (w.e.f August 6, 2018)
Mr. A. INDRA KUMAR (w.e.f February 7, 2019)

*upto May 28, 2019 he served as Director (Non-Executive and Non-Independent)

BOARD COMMITTEES

AUDIT

Dr. D. Nageswara Rao, Chairman
Mr. K. Durga Prasad
Mr. A. Indra Kumar

NOMINATION AND REMUNERATION

Dr. D. Nageswara Rao, Chairman
Mr. K. Durga Prasad
Mr. A. Indra Kumar

CORPORATE SOCIAL RESPONSIBILITY

Mr. D. Ashok, Chairman
Dr. D. Nageswara Rao
Dr. CV Madhavi

STAKEHOLDERS RELATIONSHIP

Mr. K. Durga Prasad, Chairman
Mr. P. Trivikrama Prasad
Mr. GP Kundargi

CHIEF FINANCIAL OFFICER

Mr. T. HARI BABU

COMPANY SECRETARY & VICE PRESIDENT

Mr. VSN RAJU

STATUTORY AUDITORS

M/s. Walker Chandio & Co LLP
Chartered Accountants, Hyderabad

COST AUDITORS

M/s. Narasimha Murthy & Co
Cost Accountants, Hyderabad

SECRETARIAL AUDITORS

M/s. P.S. Rao & Associates
Company Secretaries, Hyderabad

BANKERS

State Bank of India
Andhra Bank
Bank of India
UCO Bank
ICICI Bank

REGISTERED OFFICE

6-3-1109/1
'Nava Bharat Chambers'
Raj Bhavan Road
Hyderabad - 500 082
Telangana, India

REGISTRARS & SHARE TRANSFER AGENTS

Karvy Fintech Private Limited
Karvy Selenium Tower B
Plot 31-32, Financial District,
Nanakramguda, Serilingampally Mandal
Hyderabad - 500 032, Telangana, India

WORKS

FERRO ALLOY DIVISION

Ferro Alloy Plant (TG)
Paloncha - 507 154
Bhadradi Kothagudem District (TG)

Ferro Alloy Plant (Odisha)
Kharagprasad Village - 759 121
Dhenkanal Dist.(Odisha)

POWER DIVISION

Power Plant (TG)
Paloncha - 507 154
Bhadradi Kothagudem District (TG)

Power Plant (Odisha)
Kharagprasad Village - 759 121
Dhenkanal Dist. (Odisha)

Dharmavaram - 534 430
Prathipadu Mandal
East Godavari Dist. (A.P)

SUGAR DIVISION

Samalkot - 533 440
East Godavari Dist.(A.P)

MACHINE BUILDING DIVISION

Nacharam, Hyderabad - 500 076 (TG)





About us

Nava Bharat Ventures Limited (NBV), the flagship Company of the multinational NBV Group headquartered at Hyderabad, India, with diversified interests in Power generation, Operation & Maintenance Services for power plants, ferro alloys, Mining, Agribusiness and Healthcare. The Company is in the business for four decades and operates in different geographies spanning across India, South-east Asia and Africa. By virtue of significant investments in power and mining in Africa, the Company's international operations would form a major part in the consolidated financials of the Group.

The Company with its successful track record has developed core expertise in project management and operation & maintenance. The Company has set high standards in operational efficiency, workplace excellence, environment protection and conservation of natural resources. Many accolades and awards that the Company received are a testimony to this.

The Company always believed that the human resources are key to its growth and continues to lay focus on nurturing & retaining the talent. The Company strongly believes in shouldering the responsibility of developing the community from which it draws its resources through HELP - Health, Education and Livelihood Programmes.





Vision

- We will be a diversified Company with operations in different geographies and adding best value to the available natural resources.
- We will ensure that our operations benefit the local community and the nation while rewarding the stakeholders.
- Minimising the impact on environment shall be a guiding principle in all our business endeavours.

Key business verticals



Nava Bharat Ventures Limited

Nava Bharat Ventures (standalone)

Telangana

Manganese Alloys 125K TPA
Power plant 114 MW

Odisha

Chromium Alloys 75K TPA
Power plant 150 MW

Andhra Pradesh

Sugar 4,000 TCD
Co-gen plant 9 MW

Nava Bharat Energy India Limited
(Step-down Subsidiary)

Telangana

Merchant power plant- 150 MW

Nava Bharat (Singapore) Pte. Ltd.
(Wholly Owned Subsidiary)

Maamba Collieries (65% stake)

Zambia

Power plant 300 MW

Milestones in our journey

2018

Successful completion of first year
Operations of 300 MW Maamba
power plant

2017

Commenced commercial operations of 300 MW
power plant of Maamba Collieries Limited in
Zambia

Foray into Health Care Services in Singapore

Established & commenced commercial
operations of Ash Products Plant at Paloncha,
Telangana

2016

Commissioned 300 MW
power plant of Maamba
Collieries Limited in
Zambia.

2015

Financial closure for
integrated coal and
power project of Maamba
Collieries Limited in
Zambia

2010

Acquired a large coal
mining company
(Maamba Collieries
Limited) in Zambia.

1997

Diversified into power
generation by catering to
captive requirements and
selling surplus power.

1989

Commenced
commercial production
of manganese and
chrome alloys

1980

Diversified into production
of sugar and downstream
products at Samalkot, A.P.

1975

Commenced
production of ferro
silicon at Paloncha,
Telangana



AWARDS

The Company received the following awards/recognitions during 2018-19:

1. **“Best CSR Performer”** in the segment of Large Industry, by Industries and Commerce Department, Government of Telangana.
2. **National Award for Excellence in Energy Management, 2018** for Excellent Energy Efficient Unit from Confederation of Indian Industry (CII), Hyderabad (The Power Plant, Odisha, received this award).
3. **National Award for Excellence in Energy Management, 2018** for Energy Efficient Unit from Confederation of Indian Industry (CII), Hyderabad (Ferro Alloy Plant, Odisha, received this award).
4. **National Award for Excellence in Energy Management, 2018** for Energy Efficient Unit from Confederation of Indian Industry (CII), Hyderabad (The Sugar Division, Andhra Pradesh, received this award).
5. **National Award for Excellence in Energy Management, 2018** for Energy Efficient Unit from Confederation of Indian Industry (CII) (Eastern Region), Kolkata (Odisha works received this award).
6. **Golden Award for Best Co-Generation** in AP for the season 2017-18 from South Indian Sugarcane & Sugar Technologists Association (SISSTA) (The Sugar Division, Andhra Pradesh, received this award).
7. **Silver Award for Best Technical Efficiency** in AP for the season 2017-18 from South Indian Sugarcane & Sugar Technologists Association (SISSTA) (The Sugar Division, Andhra Pradesh, received this award).
8. **Star Performer – Large Enterprise (Ferro Alloys) for Export Excellence** for the year 2016-17 from EEPIC India, Southern Region, Chennai (Corporate Office received this award).
9. **EIZ Excellence Award** for Outstanding contribution to solving problems of society from The President, The Engineering Institution, Zambia at 3Sixty Convention Centre (Maamba Collieries Limited, Zambia, received this award).





**National Award for Excellence
 in Energy Management, 2018**



EIZ Excellence Award



**Golden Award for Best
 Co-Generation**



**Silver Award for Best
 Technical Efficiency**






**Star Performer – Large
 Enterprise (Ferro Alloys)
 for Export Excellence**



Growing forward...step-by-step





Net Revenue (₹ crore)

2014-15		1,204
2015-16		1,054
2016-17		1,041
2017-18		1,355
2018-19		1,438




EBIDTA (₹ crore)

2014-15		217
2015-16		183
2016-17		196
2017-18		289
2018-19		320

Net Profit (₹ crore)

2014-15		142
2015-16		111
2016-17		79
2017-18		162
2018-19		166

Net cash profit from operations (₹ crores)

2014-15		181
2015-16		149
2016-17		132
2017-18		207
2018-19		208