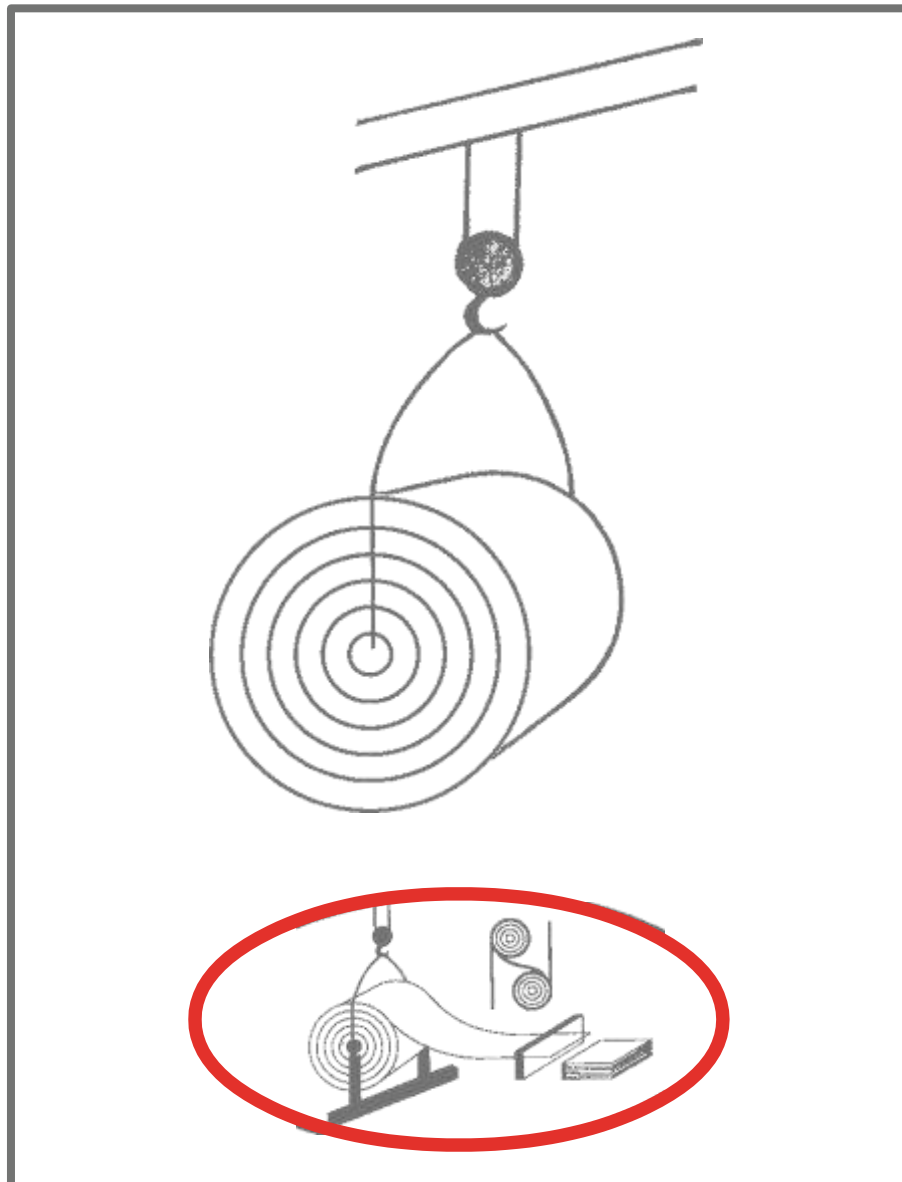




**RISHABH DIGHA STEEL  
AND ALLIED PRODUCTS LIMITED**

# **32ND ANNUAL REPORT 2022-2023**



**RISHABH DIGHA STEEL  
AND ALLIED PRODUCTS LIMITED**



## **CORPORATE INFORMATION**

### **RISHABH DIGHA STEEL AND ALLIED PRODUCTS LIMITED**

CIN L15310MH1991PLC064563

Registered Address: Plot No. C-17/2, MIDC Ind. Area, Taloja, District Raigad  
Maharashtra.

Corporate Office: Giriraj, Ground Floor, Sant Tukaram Road, Iron Market,  
Mumbai - 400 009.

Website: [www.rishabhdighasteel.com](http://www.rishabhdighasteel.com)

Email: [info@rishabhdighasteel.com](mailto:info@rishabhdighasteel.com)

#### **Board of Directors and Key Managerial Personnel:**

Kumud Ashok Mehta	: Wholetime Director & Chief Financial Officer
Ashok Maganlal Mehta	: Managing Director
Snehal Chinai	:Independent Director Non-Executive Director
Jigar Rajendra Sheth	:Independent Director Non-Executive Director
Aagvi Chintan Botadra	: Company Secretary and Compliance Officer

#### **Statutory Auditors:**

M/s Akshay D. Shah & Co LLP,  
Chartered Accountants

#### **Internal Auditors:**

M/s Jaymin Modi & Co.,  
Practicing Company Secretary

#### **Secretarial Auditor:**

M/s Brijesh Shah & Co.,  
Practicing Company Secretary

#### **Registrar & Transfer Agents:**

Universal Capital Securities Pvt. Ltd.  
C 101, 247 Park, LBS Road,  
Vikhroli West, Mumbai – 400083



**Contents of the Annual Report**

<b>Particulars</b>	<b>Page Number</b>
Notice	04
Directors' report	13
Annexure A to Directors' report	20
Annexure B to Directors' report	21
Annexure C to Directors' report	22
Annexure D to Directors' report	23
Annexure E to Directors' report	28
Independent Auditor's Report	31
Significant accounting policies	39
Standalone Balance Sheet	43
Statement of Profit & Loss	44
Cash Flow Statement	45
Notes to Financial Statement	46
Attendance Slip	57
Proxy Form	58
Assent/Dissent Form	59
Route Map	61



## **NOTICE**

**NOTICE IS HEREBY GIVEN THAT THE 32<sup>ND</sup> ANNUAL GENERAL MEETING OF THE MEMBERS OF RISHABH DIGHA STEEL AND ALLIED PRODUCTS LIMITED WILL BE HELD ON THURSDAY 28<sup>TH</sup> SEPTEMBER 2023 AT 9 AM AT PLOT NO C 17 / 2, MIDC, INDUSTRIAL AREA, DISTRICT RAIGAD, TALOJA, MAHARASHTRA, 410208 TO TRANSACT THE FOLLOWING BUSINESS.**

### **ORDINARY BUSINESS:**

#### **Item No. 1.**

Adoption of financial statements:

To receive, consider and adopt the audited financial statements (including audited consolidated financial statements) for the financial year ended on that date and the Reports of the Directors and the Auditors thereon.

#### **Item No. 2.**

Appointment of Mr. Ashok Maganlal Mehta (DIN: 00163206) as a director liable to retire by rotation:

**“RESOLVED THAT**, pursuant to the provisions of Section 152 (6) and other applicable provisions of the Companies Act, 2013 Mr. Ashok Maganlal Mehta (DIN: 00163206) who retires by rotation, be and is hereby re-appointed as a director liable to retire by rotation.”

By order of the Board  
For Rishabh Digha Steel and Allied Products Limited  
Sd/-

Mr. Ashok Maganlal Mehta  
Chairman & Managing Director  
DIN 00163206

Date: 06th September 2023  
Place: Mumbai



NOTES:

1. A shareholder entitled to attend and vote at the Annual General Meeting (AGM) is entitled to appoint a proxy to attend and vote on poll on behalf of him and the proxy need not be a member of the Company. The instrument of proxy in order to be effective, must be deposited at the Corporate Office of the Company, duly completed and signed, not less than 48 hours before the commencement of meeting. A person can act as proxy on behalf of shareholders not exceeding fifty (50) in number and holding in aggregate not more than 10% of the total share capital of the company.
2. Corporate shareholders intending to send their authorized representatives to attend the AGM are requested to send a certified copy of the board resolution authorizing their representative to attend and vote on their behalf at the AGM.
3. During the period beginning 24 hours before the time fixed for the commencement of the meeting and ending with the conclusion of the meeting, a member would be entitled to inspect the proxies lodged with the Company, at any time during the business hours of the Company, provided that not less than three days of notice in writing is given to the Company.
4. The register of directors and key managerial personnel and their shareholding maintained under Section 170 of the Companies Act, 2013, and the register of contracts or arrangements in which directors are interested, maintained under Section 189 of the Companies Act, 2013, will be available for inspection by the members at the AGM.
5. In terms of the provisions of section 152 of the Companies Act, 2013, Mrs. Ashok Maganlal Mehta, Managing Director retires by rotation at the AGM. Nomination and Remuneration Committee and the Board of Directors of the Company recommend their re-appointment. Details of the Directors retiring by rotation/ seeking re- appointment at the ensuing meeting are provided in the Notice.
6. The cutoff date for dispatch of Annual Reports to shareholders is **01st September 2023**.
7. The Register of Members and the Share Transfer Books of the Company will remain closed from, **Friday, 22<sup>nd</sup> September 2023 to Thursday, 28<sup>th</sup> September 2023** (both days inclusive). For the purpose of Annual General Meeting for the financial year ended 31st March 2023.
8. Notice of the AGM along with the Annual Report 2022-2023 is also being sent through electronic mode to those Members whose email address is registered with the Company/ Depositories. Members may note that the Notice and Annual Report 2022-2023 will also be available on the Company's website [www.rishabhdighasteel.com](http://www.rishabhdighasteel.com) website of the Stock Exchange, i.e on National Stock Exchange of India Limited at [www.bseindia.com](http://www.bseindia.com). For receiving all communication (including Annual Report) from the Company electronically members are requested to register/update their email addresses with the relevant Depository Participant.
9. *Pursuant to section 108 of the Companies Act, 2013, read with rules 20 of the Companies (Management and Administration) Rules, 2014 and regulation 44 of the SEBI (Listing Obligations and Disclosure Requirements) Regulations, 2015, the Company is pleased to offer voting by electronic means to the members to cast their votes electronically on all resolutions set forth in this notice. The detailed instructions for e-voting are given separately.*
10. Shareholders/proxies are requested to bring their copies of the Annual Report to the AGM and the attendance slip duly filled in for attending the AGM.



11. Shareholders are requested to intimate, immediately, any change in their address or bank mandates to their depository participants with whom they are maintaining their demat accounts.
12. SEBI has mandated the submission of Permanent Account Number (PAN) by every participant in securities market. Members holding shares in electronic form are, therefore, requested to submit their PAN to their depository participants with whom they are maintaining their demat accounts.
13. Pursuant to section 72 of the Companies Act, 2013, members are entitled to make a nomination in respect of shares held by them. Members desirous of making a nomination, pursuant to the Rule 19(1) of the Companies (Share Capital and Debentures) Rules, 2014 are requested to send their requests in Form No. SH-13 to the Registrar and Transfer Agent of the Company. Further, members desirous of cancelling/varying nomination pursuant to the Rule 19 (9) of the Companies (Share Capital and Debentures) Rules, 2014, are requested to send their requests in Form No. SH- 14, to the Registrar and Transfer Agent of the Company.
14. All documents referred to in the accompanying notice will be available for inspection at the corporate office of the company during business hours on all working days up to the date of declaration of the result of the 32<sup>nd</sup> AGM of the Company.
15. In case of joint holders attending the AGM, the shareholder whose name appears as the first holder in the order of name appears as per the Register of Members of the Company will be entitled to vote.
16. The Route map to the venue of the AGM is published in the Annual Report.

**THE INSTRUCTIONS FOR MEMBERS FOR REMOTE E-VOTING ARE AS UNDER:**

The remote e-voting period begins on Monday, 25<sup>th</sup> September 2023 at 9.00 a.m. and will end on Wednesday, 27<sup>th</sup> September 2023 at 5.00 p.m. The remote e-voting module shall be disabled by NSDL for voting thereafter. The Members, whose names appear in the Register of Members / Beneficial Owners as on the record date (cut-off date) i.e. 21<sup>st</sup> September 2023, may cast their vote electronically. The voting right of shareholders shall be in proportion to their share in the paid-up equity share capital of the Company as on the cut-off date, being 21<sup>st</sup> September 2023.

**How do I vote electronically using NSDL e-Voting system?**

The way to vote electronically on NSDL e-Voting system consists of “Two Steps” which are mentioned below:

**Step 1: Access to NSDL e-Voting system**





**A) Login method for e-Voting for Individual shareholders holding securities in demat mode**

In terms of SEBI circular dated December 9, 2020 on e-Voting facility provided by Listed Companies, Individual shareholders holding securities in demat mode are allowed to vote through their demat account maintained with Depositories and Depository Participants. Shareholders are advised to update their mobile number and email Id in their demat accounts in order to access e-Voting facility.

Login method for Individual shareholders holding securities in demat mode is given below:

Type of shareholders	Login Method
Individual Shareholders holding securities in demat	1. Existing IDeAS user can visit the e-Services website of NSDL Viz. <a href="https://eservices.nsdl.com">https://eservices.nsdl.com</a> either on a Personal



<p>mode with NSDL.</p>	<p>Computer or on a mobile. On the e-Services home page click on the “Beneficial Owner” icon under “Login” which is available under ‘IDeAS’ section, this will prompt you to enter your existing User ID and Password. After successful authentication, you will be able to see e-Voting services under Value added services. Click on “Access to e-Voting” under e-Voting services and you will be able to see e-Voting page. Click on company name or e-Voting service provider i.e. NSDL and you will be re-directed to e-Voting website of NSDL for casting your vote during the remote e-Voting period. If you are not registered for IDeAS e-Services, option to register is available at <a href="https://eservices.nsdl.com">https://eservices.nsdl.com</a>. Select “Register Online for IDeAS Portal” or click at <a href="https://eservices.nsdl.com/SecureWeb/IdeasDirectReg.jsp">https://eservices.nsdl.com/SecureWeb/IdeasDirectReg.jsp</a></p> <ol style="list-style-type: none"> <li>2. Visit the e-Voting website of NSDL. Open web browser by typing the following URL: <a href="https://www.evoting.nsdl.com/">https://www.evoting.nsdl.com/</a> either on a Personal Computer or on a mobile. Once the home page of e-Voting system is launched, click on the icon “Login” which is available under ‘Shareholder/Member’ section. A new screen will open. You will have to enter your User ID (i.e. your sixteen digit demat account number hold with NSDL), Password/OTP and a Verification Code as shown on the screen. After successful authentication, you will be redirected to NSDL Depository site wherein you can see e-Voting page. Click on company name or e-Voting service provider i.e. NSDL and you will be redirected to e-Voting website of NSDL for casting your vote during the remote e-Voting period.</li> <li>3. Shareholders/Members can also download NSDL Mobile App “NSDL Speede” facility by scanning the QR code mentioned below for seamless voting experience.</li> </ol> <div style="border: 1px solid black; padding: 10px; margin-top: 10px;"> <p style="text-align: center;"><b>NSDL Mobile App is available on</b></p> <div style="display: flex; justify-content: space-around; align-items: center;"> <div style="text-align: center;">  <p><b>App Store</b></p>  </div> <div style="text-align: center;">  <p><b>Google Play</b></p>  </div> </div> </div>
<p>Individual Shareholders holding securities in demat mode with CDSL</p>	<ol style="list-style-type: none"> <li>1. Users who have opted for CDSL Easi / Easiest facility, can login through their existing user id and password. Option will be made available to reach e-Voting page without any further authentication. The users to login Easi /Easiest are requested to visit CDSL website <a href="http://www.cdslindia.com">www.cdslindia.com</a> and click on login icon &amp; New System Myeasi Tab and then user your existing my easi username &amp; password.</li> <li>2. After successful login the Easi / Easiest user will be able to see the e-Voting option for eligible companies where the evoting</li> </ol>



	<p>is in progress as per the information provided by company. On clicking the evoting option, the user will be able to see e-Voting page of the e-Voting service provider for casting your vote during the remote e-Voting period. Additionally, there is also links provided to access the system of all e-Voting Service Providers, so that the user can visit the e-Voting service providers' website directly.</p> <ol style="list-style-type: none"> <li>3. If the user is not registered for Easi/Easiest, option to register is available at CDSL website <a href="http://www.cdslindia.com">www.cdslindia.com</a> and click on login &amp; New System Myeasi Tab and then click on registration option.</li> <li>4. Alternatively, the user can directly access e-Voting page by providing Demat Account Number and PAN No. from a e-Voting link available on <a href="http://www.cdslindia.com">www.cdslindia.com</a> home page. The system will authenticate the user by sending OTP on registered Mobile &amp; Email as recorded in the Demat Account. After successful authentication, user will be able to see the e-Voting option where the evoting is in progress and also able to directly access the system of all e-Voting Service Providers.</li> </ol>
Individual Shareholders (holding securities in demat mode) login through their depository participants	You can also login using the login credentials of your demat account through your Depository Participant registered with NSDL/CDSL for e-Voting facility. upon logging in, you will be able to see e-Voting option. Click on e-Voting option, you will be redirected to NSDL/CDSL Depository site after successful authentication, wherein you can see e-Voting feature. Click on company name or e-Voting service provider i.e. NSDL and you will be redirected to e-Voting website of NSDL for casting your vote during the remote e-Voting period.

Important note: Members who are unable to retrieve User ID/ Password are advised to use Forget User ID and Forget Password option available at abovementioned website.

**Helpdesk for Individual Shareholders holding securities in demat mode for any technical issues related to login through Depository i.e. NSDL and CDSL.**

Login type	Helpdesk details
Individual Shareholders holding securities in demat mode with NSDL	Members facing any technical issue in login can contact NSDL helpdesk by sending a request at <a href="mailto:evoting@nsdl.co.in">evoting@nsdl.co.in</a> or call at 022 - 4886 7000 and 022 - 2499 7000
Individual Shareholders holding securities in demat mode with CDSL	Members facing any technical issue in login can contact CDSL helpdesk by sending a request at <a href="mailto:helpdesk.evoting@cdslindia.com">helpdesk.evoting@cdslindia.com</a> or contact at toll free no. 1800 22 55 33





**B) Login Method for e-Voting for shareholders other than Individual shareholders holding securities in demat mode and shareholders holding securities in physical mode.**

**How to Log-in to NSDL e-Voting website?**

1. Visit the e-Voting website of NSDL. Open web browser by typing the following URL: <https://www.evoting.nsdl.com/> either on a Personal Computer or on a mobile.
2. Once the home page of e-Voting system is launched, click on the icon "Login" which is available under 'Shareholder/Member' section.
3. A new screen will open. You will have to enter your User ID, your Password/OTP and a Verification Code as shown on the screen.  
Alternatively, if you are registered for NSDL eservices i.e. IDEAS, you can log-in at <https://eservices.nsdl.com/> with your existing IDEAS login. Once you log-in to NSDL eservices after using your log-in credentials, click on e-Voting and you can proceed to Step 2 i.e. Cast your vote electronically.
4. Your User ID details are given below :

Manner of holding shares i.e. Demat (NSDL or CDSL) or Physical	Your User ID is:
a) For Members who hold shares in demat account with NSDL.	8 Character DP ID followed by 8 Digit Client ID  For example if your DP ID is IN300*** and Client ID is 12***** then your user ID is IN300***12*****.
b) For Members who hold shares in demat account with CDSL.	16 Digit Beneficiary ID  For example if your Beneficiary ID is 12***** then your user ID is 12*****
c) For Members holding shares in Physical Form.	EVEN Number followed by Folio Number registered with the company  For example if folio number is 001*** and EVEN is 101456 then user ID is 101456001***

5. Password details for shareholders other than Individual shareholders are given below:
  - a) If you are already registered for e-Voting, then you can use your existing password to login and cast your vote.
  - b) If you are using NSDL e-Voting system for the first time, you will need to retrieve the 'initial password' which was communicated to you. Once you retrieve your 'initial password', you need to enter the 'initial password' and the system will force you to change your password.
  - c) How to retrieve your 'initial password'?
    - (i) If your email ID is registered in your demat account or with the company, your 'initial password' is communicated to you on your email ID. Trace the email sent to you from NSDL from your mailbox. Open the email and open the attachment i.e. a .pdf file. Open the .pdf file. The password to open the .pdf file is your 8 digit client ID for NSDL account, last 8 digits of client ID for CDSL account or folio number for shares held in physical form. The .pdf file contains



- (ii) your 'User ID' and your 'initial password'.  
If your email ID is not registered, please follow steps mentioned below in process for those shareholders whose email ids are not registered.

6. If you are unable to retrieve or have not received the "Initial password" or have forgotten your password:
  - a) Click on "Forgot User Details/Password?" (If you are holding shares in your demat account with NSDL or CDSL) option available on [www.evoting.nsdl.com](http://www.evoting.nsdl.com).
  - b) Physical User Reset Password?" (If you are holding shares in physical mode) option available on [www.evoting.nsdl.com](http://www.evoting.nsdl.com).
  - c) If you are still unable to get the password by aforesaid two options, you can send a request at [evoting@nsdl.co.in](mailto:evoting@nsdl.co.in) mentioning your demat account number/folio number, your PAN, your name and your registered address etc.
  - d) Members can also use the OTP (One Time Password) based login for casting the votes on the e-Voting system of NSDL.
7. After entering your password, tick on Agree to "Terms and Conditions" by selecting on the check box.
8. Now, you will have to click on "Login" button.
9. After you click on the "Login" button, Home page of e-Voting will open.

**Step 2: Cast your vote electronically on NSDL e-Voting system.**

How to cast your vote electronically on NSDL e-Voting system?

1. After successful login at Step 1, you will be able to see all the companies "EVEN" in which you are holding shares and whose voting cycle is in active status.
2. Select "EVEN" of company for which you wish to cast your vote during the remote e-Voting period.
3. Now you are ready for e-Voting as the Voting page opens.
4. Cast your vote by selecting appropriate options i.e. assent or dissent, verify/modify the number of shares for which you wish to cast your vote and click on "Submit" and also "Confirm" when prompted.
5. Upon confirmation, the message "Vote cast successfully" will be displayed.
6. You can also take the printout of the votes cast by you by clicking on the print option on the confirmation page.
7. Once you confirm your vote on the resolution, you will not be allowed to modify your vote.