



Annual Report 2006  
India

Growth<sup>next level</sup>

[www.siemens.co.in](http://www.siemens.co.in)

**SIEMENS**

## Contents

Chairman's Statement .....	12
Board of Directors, Committees etc. ....	16
Siemens Ltd. ....	
Directors' Report .....	19
Annexure I - Conservation of energy, etc. ....	24
Annexure II - Management's Discussion & Analysis .....	26
Annexure III - Corporate Governance Report .....	41
Annexure IV - General Shareholder Information .....	56
Siemens Companies in India .....	72
Siemens Manufacturing Units in India .....	74
Auditors' Report .....	77
Financial Statements .....	80
Siemens Group .....	
Auditors' Report .....	117
Financial Statements .....	118

Report Junction.com

Report Junction.com

To set the benchmark by being  
the 'Best in Class' in our fields

and to create value for our  
Customers, wealth for our  
Stakeholders and a future for  
our Employees, while giving  
back graciously to Society, a  
piece of our success.

**Our Business Philosophy**


## Financial Highlights - Siemens Limited

Report  Junction.com

	2005-06	2004-05	2003-04
• Orders received	<b>82025</b>	41233	30142
• Sales	<b>45103</b>	27485	17900
• Profit before tax	<b>5055</b>	3631	2299
• As % of sales	<b>11%</b>	13%	13%
• Profit after tax	<b>3601</b>	2548	1514
As % of sales	<b>8%</b>	9%	8%
* Net worth per share	<b>64.48</b>	47.12	182.92
* Earning per share*	<b>21.36</b>	15.17	45.68
• Dividend*	<b>641</b>	481	298
Dividend %	<b>190%</b>	145%	90%
• Debt / equity ratio	-	-	-
• Investment in fixed assets	<b>843</b>	277	314
• No. of employees	<b>5971</b>	4777	4094
• No. of shareholders	<b>79118</b>	31315	31842

• Rupees in millions  
 \* Rupees  
 \*\* For 18 months


2002-03	2001-02	2000-01	1999-00	1998-99	1997-98	1996-97**
16754	11547	10836	12071	12740	8383	16846
14245	12905	11572	11157	10506	9959	17514
1968	1304	964	946	381	-466	-1535
14%	10%	8%	9%	4%	-5%	-9%
1394	865	687	840	351	-560	-1556
10%	7%	6%	8%	3%	-6%	-9%
148.18	114.58	95.46	79.89	68.50	63.55	63.72
42.06	26.10	19.49	24.11	12.37	-19.73	-54.79
249	182	133	224	-	-	-
75%	55%	40%	65%	-	-	-
0.01:1	0.02:1	0.01:1	0.15:1	0.52:1	1.3:1	1.99:1
243	117	119	86	317	342	1737
3811	3896	4167	4342	4604	5228	5930
39197	43791	49188	50796	46434	44012	42965



reportjunction.com

# inspiration

when passion exceeds drive



Report  Junction.com

## Enhancing value for customers

When the 'what more' excites and the 'where else' drives. Going where none has ever gone before to reach unperceived levels. Going beyond fulfilling aspirations. Launching innovations ahead of your dreams. That's the real lifeblood at Siemens. Our business. Our passion.

Setting new benchmarks. And innovating consistently. Building on an encouraging legacy, we are geared to launch into the next level of empowering customers. The only fuel that keeps this passion burning is you - *our customer*.




Report  Junction.com

# equilibrium

when each graph strikes harmony

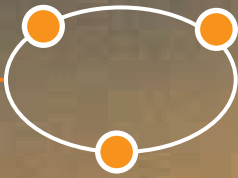





## Elevating value for stakeholders

In business you win some and lose some. And if you can ensure more peaks than flats - you're a winner. But for us, we see finance growing on the pillars of balance and equilibrium. Not an addition of leaps. But surging ahead to culminate into a flight. Performance with poise. Profitability with solidity. Siemens is now, optimally placed to maximize opportunities dawning on the global horizon.

As the country launches into a new era of commerce, we will ensure that every figure is the result of optimized performances - across each offering, across every division for you - *our stakeholder*.



report  junction.com

# exhilaration

when every single aspect enlivens you