

# SANJIVANI PARANTERAL LIMITED

Report  junction.com

**15<sup>th</sup> Annual Report 2008-2009**

**DISTRIBUTION SCHEDULE**

(To be made out for each class of Securities)

Name of the Company : SANJIVANI PARANTERAL LIMITED

Company Code : 531569

Distribution of EQUITY SHARES as on 31ST AUGUST 2009

Total nominal Value Rs.5,89,83,000/- Nominal Value of each share/unit Rs. 10/-

Total number of shares/unit 58,98,300 Paid up value per share/unit Rs. 10/-

Distinctive Nos. from 1 to 60,95,800\*

**TABLE I****DISTRIBUTION OF HOLDINGS**

<del>Share or Debenture</del> holding of nominal value of			Share/Debenture holders		Share/Debenture Amount	
Rs.		Rs.	Number	% to Total Nos.	In Rs.	% to Total Amount
		(1)	(2)	(3)	(4)	(5)
Upto		5,000	4682	77.48	8598250	14.58
5001	to	10000	677	11.20	5803000	9.84
10001	to	20000	335	5.54	5357580	9.08
20001	to	30000	113	1.87	2943400	4.99
30001	to	40000	44	0.73	1543920	2.62
40001	to	50000	45	0.74	2161980	3.67
50001	to	100000	76	1.26	5600180	9.49
100001	and	above	71	1.18	26974690	45.73
<b>Total</b>			<b>6043</b>	<b>100.00</b>	<b>58983000</b>	<b>100.00</b>

\*NOTE : 1,97,500 EQUITY SHARES WERE FORFEITED IN 2003.

TABLE II

**NAME OF SHARE/DEBENTURE HOLDER AND SHARE/DEBENTURES  
HELD BY THE FOLLOWING , viz**

Name of Share /Debenture holder		No. of Shares	% of total no. of Shares
		(or Debentures)	(or Debentures)
(1)		(2)	(3)
(a) Fireign Holdings	(i) Foreign Collaborators	0	0
	(ii) Foreign Financial Institutions	0	0
	(iii) Foreign Nationals	0	0
	(iv) Foreign Resient Indian	122057	2.07
	<b>Total</b>	<b>122057</b>	<b>2.07</b>
(b)Govt. / Govt.	(i) Life Insurance Corporation Of India	0	0
Sponsored	(ii) Industrial Development Bank of India	0	0
Financial	(iii) General Insurance Corporation of India	0	0
Institutions	(iv) Nationalised Banks	0	0
	(v) Government Companies	0	0
	(vi) Central Government	0	0
	(vii) State Government	0	0
	(viii) State Financial Corporation	0	0
	(ix) Others [Please Specify]	0	0
	<b>Total</b>	<b>0</b>	<b>0</b>
(c )Bodies Corproate	(i) Holding Compnay	0	0
(not covered under (a)	(ii) Sunsidiary Compnay	0	0
& (b) above)	(iii) Other Bodies Corporate	548649	9.30
	<b>Total</b>	<b>548649</b>	<b>9.30</b>
(d) Directors and their relatives			
(as defined in Sec. 6 of the Companies Act, 1956)		862783	14.63
	<b>Total</b>	<b>862783</b>	<b>14.63</b>
(e) Other Top 100			
Share/Debtue			
holders			
(Other than those			
listed above)			
	<b>AS PER ATTACHED STATEMENT</b>		
	<b>Total</b>	<b>2160423</b>	<b>36.63</b>

### TABLE III

### HOLDINGS OF OFFICE - BEARERS

[illegible]

Date 31st August'2009

Certified correct

For Sanjivani Paranteral Ltd.

John. Whelan

Director

(Signature of Director)

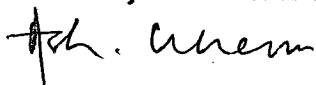
## SANJIVANI PARANTERAL LIMITED

## LIST OF OTHER TOP 100 SHAREHOLDERS

SRL	FOLIO NO.	SHAREHOLDER'S NAME	SHARES	%
1	IN30009510413758	R V S RAO	100000	1.6954
2	IN30198310000168	ARIHANT CAPITAL MKT. LTD	88181	1.4950
3	IN30133017678761	CHRISTINE S CHANG	80001	1.3563
4	IN30021410411242	YUVRAJ MODY	64000	1.0851
5	IN30047641613076	SATISH KUMAR KESHRI RITA KESHRI	60000	1.0172
6	IN30015910245788	MAHENDRA H. SHAH NISHA M. SHAH	50000	0.8477
7	IN30002011576536	RASEELA NATWARLAL DADIA NILESH NATWARLAL DADIA	50000	0.8477
8	IN30290242435302	DARSHAN J SHAH	50000	0.8477
9	0003706	SONAL DADIA	50000	0.8477
10	0003705	KIRAN D DADIA	50000	0.8477
11	IN30133019761808	NEELU M MERCHANT MOHMEDHUSEIN A MERCHANT	49713	0.8428
12	IN30002010936020	SANDEEP DHIRENDRA MEHTA MANALI SANDEEP MEHTA	42000	0.7121
13	IN30072410085660	CAMPAR SECURITIES AND ADVISORY P LTD	40956	0.6944
14	IN30177410000167	RELIGARE SECURITIES LTD	39775	0.6743
15	13040500000016731	DHANRAJ SHARADCHANDRA SHAH	38000	0.6443
16	12033200000000066	ANGEL BROKING LIMITED.	37955	0.6435
17	12039900000005217	SAVIO GERARD PINTO JANE SEQUEIRA PINTO	33489	0.5678
18	1201090001598388	VIVEK MAHESHCHANDRA MANGLA MANJULATA MAHESHCHANDRA MANGLA	30320	0.5140
19	13040500000016725	ARCHANA DHANRAJ SHAH	30000	0.5086
20	IN30302850276073	BHUMIKA D PITHADIA DILIPKUMAR PREMJBHAI PITHADIA	29740	0.5042
21	IN30097410837777	MARWADI SHARES AND FINANCE LTD.	28945	0.4907
22	IN30311610411018	ANUPAMA VISHAL THAKKER	28500	0.4832
23	IN30002010345168	MANALI SANDEEP MEHTA SANDEEP DHIRENDRA MEHTA	26500	0.4493
24	IN30015910353614	REENA M. SHAH MAHENDRA H. SHAH	25000	0.4239
25	IN30015910628677	PRITESH M. SHAH MAHENDRA H. SHAH	25000	0.4239
26	IN30048410360333	DEEPAK N DADIA	25000	0.4239
27	IN30048410360350	NILESH N DADIA	25000	0.4239
28	IN30133017679765	YUVRAJ R MODY	25000	0.4239
29	1202470000327970	VARSHA VARADAN CETLUR	25000	0.4239
30	0003710	NATWARLAL DADIA HUF	25000	0.4239
31	IN30115113461675	NARIPPEN OBHRAI	23848	0.4043
32	IN30075710500121	BHARAT RAWAL URMILA RAWAL	23485	0.3982
33	IN30154914853181	ABLE CONSTRUCTION COMPANY PVT LTD	23000	0.3899
34	IN30074910269234	SHAIKESH R. PATEL	22203	0.3764
35	12056200000000309	J. L. SHAH SECURITIES PVT. LTD.	22150	0.3755
36	12033600000018025	MADHAVI SATYANARAYAN VEDULA SATYANARAYAN SURYANARAYAN VEDULA	22000	0.3730
37	IN30292710094754	JM FINANCIAL SERVICES PRIVATE LIMITED	21067	0.3572
38	IN30068510265432	SHIV KUMAR JAIN	20000	0.3391
39	IN30032710016880	J.K. ADVISORY SERVICES PVT. LTD.	20000	0.3391
40	IN30009510859440	SHANTI RAJKUMAR CHANDAN	20000	0.3391
41	IN30010010075480	NISHA JITEN SHETH JITEN P SHETH	20000	0.3391
42	1201120000089133	HIRAVATI SIDDHARTH SHAH	20000	0.3391
43	0003759	YUVRAJ R MODY	20000	0.3391
44	IN30133018393512	HITESH KHONA	19783	0.3354
45	IN30094010067059	INDUS PORTFOLIO PVT LTD	18400	0.3120
46	IN30226910191956	JAVARBHAI MOHANBHAI VAGHASIYA	16050	0.2721
47	IN30009511135847	TARA SUKHJIT KUMAR SROA	16000	0.2713
48	IN30113510189591	ICDS SECURITIES LTD	15397	0.2610
49	12024200000000010	K & A SECURITIES (P) LTD.	14700	0.2492
50	IN30058910164490	KAILASH PRASAD AGARWAL	13900	0.2357
51	IN30290240273273	JOSSY FERNANDES	13579	0.2302

For Sanjivani Paranteral Ltd.

Page 1



Director

top 100.txt

52	1201750800001042	ROHIT MAGANLAL SHAH	13200	0.2238
53	IN30154914682439	MANOJ RAMACHANDRA KALBURGIE	13130	0.2226
54	1203000000184273	RAMILA BHARATBHAI PATEL	13000	0.2204
		BHARAT AMARSHIBHAI PATEL		
55	IN30133019926182	MANJIT SINGH	12700	0.2153
56	IN30010010276298	MAHESH RATILAL DESAI	12000	0.2034
		JAYSHREE MAHESH DESAI		
57	IN30002011323699	ASHA DHIRENDRA MEHTA	12000	0.2034
		SANDEEP DHIRENDRA MEHTA		
58	1203070000117543	THOTA SURESH	12000	0.2034
59	1203990000005202	JANE SEQUEIRA PINTO	11500	0.1950
		SAVIO GERARD PINTO		
60	IN30220110320458	RAMBHAI BAHECHARBHAI PATEL	11500	0.1950
		SHANTABEN RAMBHAI PATEL		
61	IN30220110152958	ANAGRAM STOCKBROKING LTD	11040	0.1872
62	IN30302853402777	DALLY SHARMA	10608	0.1798
63	1201020000007521	SUNIL KANTILAL SHAH.	10525	0.1784
64	1201130000007831	PRABHUDAS LILLADHER PRIVATE LIMITED	10500	0.1780
65	IN30068510457315	NAVSHAKTI CLEARING AND CREDIT PVT LTD	10400	0.1763
66	IN30039410014644	KARVY STOCK BROKING LIMITED	10399	0.1763
67	1201911500002242	CHANDER YASH JAIN	10393	0.1762
68	1201210000023011	PRABHASHANKER S MAROO	10024	0.1699
		BHAGWATIDEVI P MAROO		
69	1201090700089462	DAKSH JAYESH PAREKH	10000	0.1695
70	12012600000066811	ARVINDER KAUR SAWHNEY	10000	0.1695
71	1201750800001933	RESHMA ROHIT SHAH NRE	10000	0.1695
72	1201350000014751	CIL SECURITIES LIMITED	10000	0.1695
73	IN30009510002585	ELESH ANUBHAI GOPANI	10000	0.1695
		ASHISH ANUBHAI GOPANI		
74	IN30010010253190	DHARAM VIR SOOD	10000	0.1695
75	IN30009511257897	DHARMPAL GUPTA	10000	0.1695
		SUSHMA GUPTA		
76	IN30010012372767	SANJAY RAJKUMAR CHHABRIA	10000	0.1695
77	IN30011810405303	VEENA MOLPARIA	10000	0.1695
78	IN30011810405312	NARENDRA KUMAR	10000	0.1695
78	IN30018311040543	MOHIT N BHANDARI	10000	0.1695
80	IN30020610838637	NAWAL KISHORE	10000	0.1695
		MANJU DEVI		
81	IN30015910841208	GATEWAY FINANCIAL SERVICES LIMITED	9900	0.1678
82	IN30090710196935	ANIL M. SHRIMANKAR	9706	0.1646
83	IN30051310007918	SIDDHARTH ANANDLAL JASANI	9485	0.1608
		POORNA SIDDHARTH JASANI		
84	IN30099910008698	JAYESH SHAH	9196	0.1559
85	IN30020610379449	MANJU DEVI	9000	0.1526
		NAWAL KISHORE		
86	1203230000205757	CHRISTINE SAM CHANG	9000	0.1526
87	1201120000019413	SHAMLAL GOBINDRAM SAJNANI	8608	0.1459
88	1201020000023541	PRATHAM CORPORATE SERVICES PVT. LTD	8600	0.1458
89	IN30047641272696	HEMENDRA JAGMOHANDAS GANDHI	8400	0.1424
90	IN30114310518689	NEELES RAMAKANT GUPTA	8000	0.1356
91	IN30064410135819	JIGNA C MEHTA	8000	0.1356
		CHETAN S MEHTA		
92	IN30154914228358	BIHARILAL C MANDHANA	8000	0.1356
93	IN30009510103532	K P VENUGOPAL	7998	0.1356
94	1201750800003069	SUBODHCHANDRA PADAMSHI SHAH	7700	0.1305
		RANJAN SUBODHCHANDRA SHAH		
95	12013200000176388	ASHOK GANESH PATEL (HUF)	7649	0.1297
96	IN30051314972584	SHAREKHAN LIMITED	7625	0.1293
97	IN30082910351154	TRIVEDI MAYANK GIRDHARBHAI	7500	0.1272
98	IN30133020388300	VISHAL RASHMIN SHAH	7500	0.1272
		RASHMIN NAVINCHANDRA SHAH		
99	IN30290240110218	S NATARAJAN	7500	0.1272
100	IN30290240582330	N SIVARAMAN	7500	0.1272

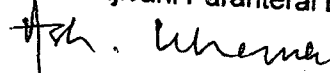
TOTAL :

2160423

36.6278

PRINTED ON:31/08/2009 NSDL DATA:28/08/2009 CDSL DATA:28/08/2009

For Sanjivani Paranteral Ltd.



Director

Page 2

**CONTENTS**

Director's Report .....	01
Auditors Report .....	10
Balance Sheet .....	13
Profit & Loss Account .....	14
Schedules .....	15
Cash Flow Statement .....	24



## **BOARD OF DIRECTORS**

Ashwin Khemka  
Narmdeshwar R. Chaube  
Mahendra Kalwankar  
Dr. Vinod R. Goyal

## **AUDITORS**

M/s. M. K. Mehta & Co.  
Chartered Accountant  
Mumbai.

## **BANKERS**

Axis Bank Ltd.  
The Shamrao Vithal Co-Op. Bank Ltd.

## **REGISTERED OFFICE**

205, P. N. Kothari Industrial Estate,  
L.B.S. Marg, Bhandup (W),  
Mumbai - 400 078.

## **REGISTRAR & TRANSFER AGENT**

Link Intime India Pvt Ltd  
C-13, Pannalal Silk Mills Compound, L.B.S. Marg,  
Bhandup (West), Mumbai - 400 078.





## DIRECTORS' REPORT

Dear Members,

Your Directors are pleased to present herewith the 15<sup>th</sup> Annual Report together with the Audited statement of accounts for the year ended 31<sup>st</sup> March, 2009.

**FINANCIAL RESULTS:**

(Rs.in Lakhs)

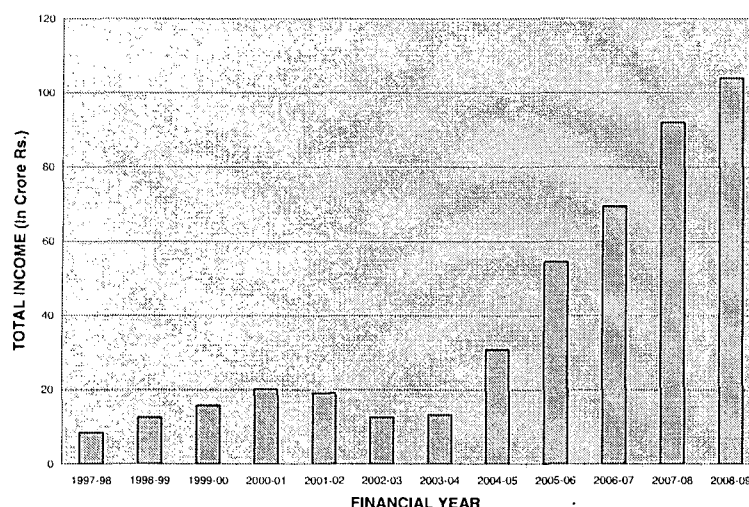
PRITICULARS	AS AT 31.03.2009	AS AT 31.03.2008
<b>Sales &amp; Other Income</b>	<b>10387.63</b>	<b>9194.48</b>
<b>PBID</b>	<b>870.62</b>	<b>814.77</b>
<b>Interest</b>	<b>360.20</b>	<b>279.44</b>
<b>Depreciation</b>	<b>52.63</b>	<b>51.86</b>
<b>PBT</b>	<b>457.79</b>	<b>483.47</b>
<b>PAT</b>	<b>292.61</b>	<b>372.63</b>

**MANAGEMENT DISCUSSION AND ANALYSIS :****OPERATIONS, PERFORMANCE REVIEW AND FUTURE PANS**

During the year under review, your Company's turnover up by 12.15% at Rs.103.36 Cr. but global economic slowdown has kept the margin under pressure and PBT set at Rs.4.57 Cr.

Your Directors are confident that your Company will over come from this situation in current financial year by launching of new molecules and combinations of formulation developed by the in-house R&D wing of the Company which will give your company a upper edge in the market. The strong and focused R&D pipeline has more than 20 new formulations under various stages which shall further strengthen the Company's product basket enabling it to launch volume building brands in the coming two years

Your Directors are pleased to inform that in order to strengthen the position of the Company in solid dosages form in India and abroad, your Company has acquired a new pharmaceutical manufacturing plant in Uttarakhand. The plant has capacity to produce 1000 million units of tablets per annum. The company expects to add Rs. 250 million p.a. and Rs.50 million p.a. to the top line and bottom-line respectively through this acquisition.

**GROWTH AT A GLANCE**


**INTERNAL CONTROL SYSTEM:**

The Company has adopted well established procedures for purchase of materials and stores, manufacturing of finished goods as well as for its distribution. Proper procedure exists for receipt/transfer of raw materials, stores and finished products as well as their proper accounting including frequently physical verification thereof. The Company has appointed a team of professionals and also initiated implementation of new software so as to reduce the risk of revenue leakage, increase the production efficiency and for better management decision making.

The Audit Committee of the Board reviews the procedures periodically and the action recommended by the Audit Committee is initiated to remedy any weakness in the system.

**HUMAN RESOURCES**

The well qualified employees including staffs & workers have been recruited in the organization to carry out day to day work. All type know-how and training is provided to these employees to explore their talent for the benefits of the organization.

**DIVIDEND:**

Your Directors do not recommend any dividend to conserve the resources of the Company particularly for the capital expenditure at new Dehradun Plant.

**FIXED DEPOSITS**

During year under review the company has not accepted any deposit within the meaning of section 58A of the Companies' Act, 1956 read with the Companies (Acceptance of Deposit) Rules, 1975 as amended.

**DIRECTORS**

Mr. Ashwin Khemka retires by rotation at ensuing Annual General Meeting and being eligible, has offered himself for re-appointment.

Shri Anami H Khemka ceased to be directors by resignation with effective from 30<sup>th</sup> June, 2009. The Board places on record his appreciation of the valuable advice and services rendered by him during their tenure of office.

**STATEMENT OF DIRECTORS' RESPONSIBILITY:**

Pursuant to the requirement of section 217(2AA) of the Companies Act, 1956, the Board of Directors hereby state that:

- (a) in preparation of annual accounts, the applicable accounting standard had been followed along with proper explanation relating to material departure;
- (b) the directors had selected such accounting policies and applied them consistently and made judgement and estimates that are reasonable and prudent so as to give a true and fair view of the state of affairs of the company at the end of the financial year and of the profit or loss of the company for that period;
- (c) the directors had taken proper and sufficient care for the maintenance of adequate accounting records in accordance with the provisions of this Act for safeguarding the assets of the company and for preventing and detecting frauds and other irregularities;
- (d) the directors had prepared the annual accounts on a going concern basis.

**CORPORATE GOVERNANCE:**

Pursuant to clause 49 of Listing Agreement, a Report on Corporate Governance is given in Annexure A.

**AUDIT COMMITTEE:**

Pursuant to section 292A of the Companies Act, 1956, an audit committee was constituted comprising the following Directors

**Name of Directors**

Narmdeshwar R. Chaube	Chairman
Mahendra Kalwankar	Member
Dr. Vinod Goyal	Member