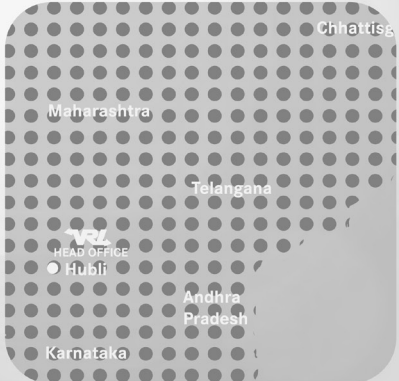
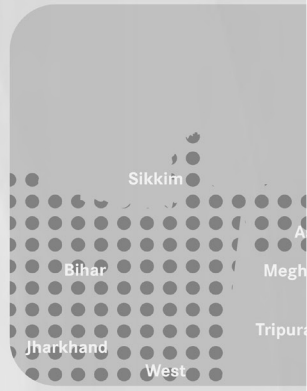





32nd ANNUAL REPORT 2014-15



VRL LOGISTICS LIMITED

OUR VISION

To become the Premier Company that cuts across various segments and emerges as the torchbearer of each segment that it ventures into

Hubballi



OUR MISSION

To provide the highest quality service to our customers by continuously increasing cost efficiency and maintaining delivery deadlines. To encourage our workforce to continuously strive for quality and excellence in everything they do. To promote team work and create work environment that encourages talent and brings out the best in our employees.

Head Office





QUALITY POLICY

We are committed to provide quality logistics services consistently at reasonable price and to continuously improve the same to achieve customer delight on a sustained basis.

CONTENTS

Company Information	3
Our Board Of Directors	11
Chairman’s Message	14
Overview Of Business	16
Directors’ Report	21
Management Discussion And Analysis	43
Auditor’s Certificate On Compliance Of Conditions Of Corporate Governance	51
Report On Corporate Governance	52
Independent Auditor’s Report	75
Financial Statements	81

COMPANY INFORMATION

BOARD OF DIRECTORS

Dr. Vijay Sankeshwar

Chairman and Managing Director

Mr. Darius Pandole

Non-Executive Director

Dr. Prabhakar Kore

Independent Director

Mrs. Medha Pawar

Independent Director

Mr. Shankarasa Ladwa

Independent Director

Mr. Ramesh Shetty

Non-Executive Director

Mr. Anand Sankeshwar

Managing Director

Mr. J S Korlahalli

Independent Director

Mr. C Karunakara Shetty

Independent Director

Dr. Anand Pandurangi

Independent Director

Dr. Raghottam Akamanchi

Non-Executive Director

Mr. S R Prabhu

Non-Executive Director

Mr. Sunil Nalavadi

Chief Financial Officer

Mr. R B Gadagkar

Legal Advisor

Mr. Aniruddha Phadnavis

Company Secretary

STATUTORY AUDITORS

M/s H.K. Veerbhadrappa & Co.
Chartered Accountants
Hubballi

M/s Walker, Chandiok & Co, LLP
Chartered Accountants
Mumbai

CORPORATE OFFICE

Giriraj Annexe, Circuit House Road
Hubballi – 580 029
Karnataka
Phone: 0836-2237511
Fax: 0836-2256612
E-mail: headoffice@vrllogistics.com

CIN: L60210KA1983PLC005247

COST AUDITORS

Sanjay Tikare & Co.,
Cost Accountants, Dharwad

SECRETARIAL AUDITOR

Mr. R Parthasarathi
Company Secretary,
Bengaluru

REGISTERED OFFICE

18th KM, NH 4,
Bengaluru Road, Varur
Hubballi – 581 207 Karnataka
Phone: 0836-2237613
Fax : 0836-2237614
E-mail: varurho@vrllogistics.com

Website: www.vrlgroup.in

COMPANY INFORMATION

BOARD COMMITTEES

AUDIT COMMITTEE

Mr. C. Karunakara Shetty – Chairman
Mr. J.S. Korlahalli
Mr. Darius Pandole

REMUNERATION & NOMINATION COMMITTEE

Mr. J.S. Korlahalli – Chairman
Mr. C. Karunakara Shetty
Mr. Darius Pandole

STAKEHOLDERS RELATIONSHIP COMMITTEE

Mr. C. Karunakara Shetty - Chairman
Mr. J. S. Korlahalli
Mr. Darius Pandole

RISK MANAGEMENT COMMITTEE

Dr. Vijay Sankeshwar - Chairman
Mr. Anand Sankeshwar
Mr. J S Korlahalli
Mr. Darius Pandole

BANKERS

The Shamrao Vithal Co-operative Bank Ltd
Saraswat Co-operative Bank Ltd.
HDFC Bank Ltd.
ICICI Bank Ltd.
IDBI Bank Ltd.
Kotak Mahindra Bank Ltd.
NKGSB Co-operative Bank Ltd.
State Bank of Mysore
Axis Bank
Yes Bank

FINANCE COMMITTEE

Dr. Vijay Sankeshwar - Chairman
Mr. Anand Sankeshwar
Mr. Darius Pandole

IPO COMMITTEE

Dr. Vijay Sankeshwar - Chairman
Mr. Anand Sankeshwar
Mr. J. S. Korlahalli
Mr. Darius Pandole

CSR COMMITTEE

Dr. Prabhakar Kore - Chairman
Mr. Anand Sankeshwar
Mr. C Karunakara Shetty
Mr. Darius Pandole

SHARE TRANSFER COMMITTEE

Mr. C Karunakara Shetty - Chairman
Mr. J S Korlahalli
Mr. Darius Pandole

REGISTRAR & TRANSFER AGENTS

KARVY COMPUTER SHARE PRIVATE LTD.
Unit - VRL Logistics Limited, Karvy Selenium
Tower B, Plot 31-32, Gachibowli, Financial
District, Nanakramguda,
Hyderabad - 500 032

PROMOTERS



DR. VIJAY SANKESHWAR
Chairman and Managing Director



ANAND SANKESHWAR
Managing Director




The Leadership
Providing Proactive Solutions

LISTING

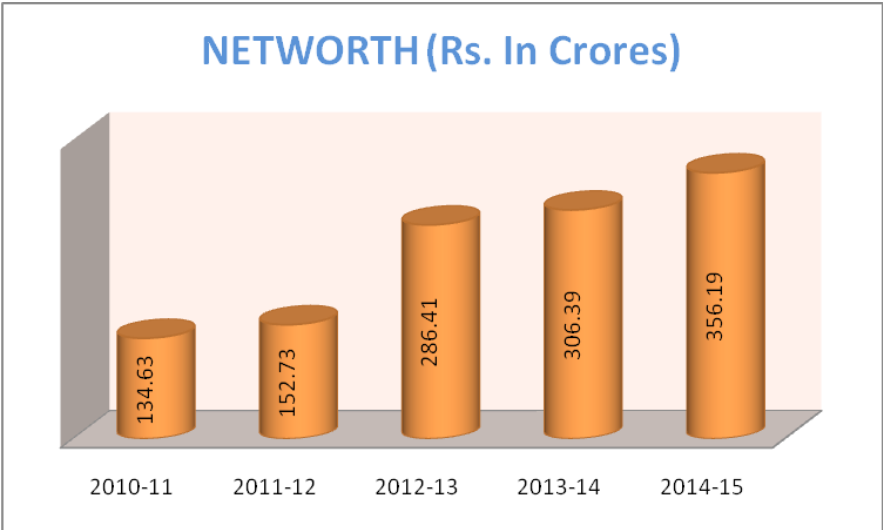
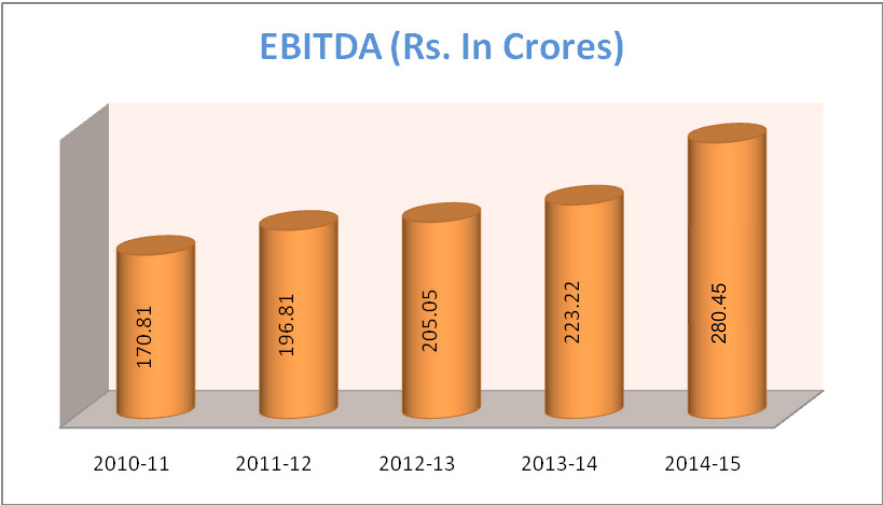
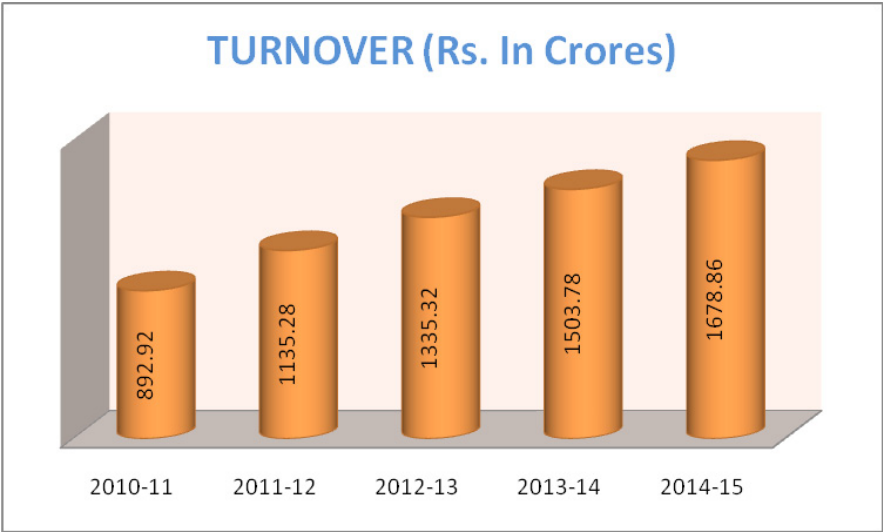
PROUD AND HISTORICAL MOMENT

Bell ringing ceremony at BSE

30th April 2015



KEY PERFORMANCE INDICATORS



TRACK RECORD OF PAST GROWTH – YEAR ON YEAR

YEAR	NO OF VEHICLES	TOTAL TURNOVER RS. IN CRORES
1983-84	8	0.28
1984-85	11	0.40
1985-86	15	0.68
1986-87	24	1.40
1987-88	45	1.99
1988-89	81	2.90
1989-90	117	4.05
1990-91	147	7.09
1991-92	215	10.63
1992-93	248	13.75
1993-94	292	17.63
1994-95	398	23.86
1995-96	525	31.05
1996-97	596	41.89
1997-98	621	50.78
1998-99	792	64.59
1999-00	945	93.37
2000-01	1022	120.73
2001-02	1121	146.52
2002-03	1202	168.26
2003-04	1255	204.19
2004-05	1683	277.39
2005-06	1891	356.95
2006-07	2426	442.95
2007-08	2697	546.95
2008-09	2668	650.66
2009-10	2733	716.25
2010-11	2978	892.92
2011-12	3529	1135.28
2012-13	3591	1335.32
2013-14	3877	1503.78
2014-15	4087	1678.66